

# UNICREDIT S.P.A. FUTURE (CR5J) - EUX/C13

2024/04/30 18:39:06

**Price**  
**33.9871** EUR

**Difference**  **-1.47% (-0.51)**

### General attributes

Symbol	CR5JC13
Exchange	Eurex
Currency	EUR
Security type	Future
Underlying	UNICREDIT SPA
Maturity	06-2025
Contract size	100

### Market data

Bid (Bid size)	- EUR (-)
Ask (Ask size)	- EUR (-)
Open	33.9871 EUR
High	33.9871 EUR
Low	33.9871 EUR
Close (prev. day)	34.494 EUR
Underlying	UNICREDIT SPA
Underlying price (date)	36.005 (24/05/29)
Settlement price (date)	35.38 (24/05/29)
Open Interest	0

### Performance and Risk

	6m	1y	3y
Perf (%)	+49.53%	+81.49%	-
Perf (abs.)	+11.33	+15.35	-
Beta	-	-	-
Volatility	32.62	30.94	-

### Futures and Options

Related Futures	-
Related Options	-












Information about previous performance does not guarantee future performance.  
Source: FactSet

### Price data

Ø price 5 days   Ø volume 5 days (pcs.)	34.1023 EUR (0)
Ø price 30 days   Ø volume 30 days (pcs.)	33.0037 EUR (0)
Ø price 100 days   Ø volume 100 days (pcs.)	28.7810 EUR (0)
Ø price 250 days   Ø volume 250 days (pcs.)	24.5297 EUR (0)
YTD High   date	34.9410 EUR (2024/04/26)
YTD Low   date	24.1051 EUR (2024/01/03)
52 Weeks High   date	34.9410 EUR (2024/04/26)
52 Weeks Low   date	17.7694 EUR (2023/05/31)

### Recent Research

on underlying	on sector	on market	
Date		Headline	Download
2024/05/29		Global Equity Ratings	
2024/05/29		Aktienempfehlungen Global	
2024/04/26		Global Equity Ratings	
2024/04/26		Aktienempfehlungen Global	
2024/04/03		Global Equity Ratings	