

# CARREFOUR S.A. FUTURE (CARG) - EUX/C11

2024/04/30 18:39:03

**Price**  
**15.5559** EUR

**Difference**  **-0.66% (-0.10)**

### General attributes

|               |              |
|---------------|--------------|
| Symbol        | CARGC11      |
| Exchange      | Eurex        |
| Currency      | EUR          |
| Security type | Future       |
| Underlying    | CARREFOUR SA |
| Maturity      | 04-2025      |
| Contract size | 100          |

### Market data

|                         |                  |
|-------------------------|------------------|
| Bid (Bid size)          | - EUR (-)        |
| Ask (Ask size)          | - EUR (-)        |
| Open                    | 15.5559 EUR      |
| High                    | 15.5559 EUR      |
| Low                     | 15.5559 EUR      |
| Close (prev. day)       | 15.6598 EUR      |
| Underlying              | CARREFOUR SA     |
| Underlying price (date) | 14.76 (24/06/11) |
| Settlement price (date) | 15.26 (24/06/11) |
| Open Interest           | 0                |

### Performance and Risk

|             | 6m      | 1y      | 3y |
|-------------|---------|---------|----|
| Perf (%)    | -10.26% | -13.35% | -  |
| Perf (abs.) | -1.77   | -2.39   | -  |
| Beta        | -       | -       | -  |
| Volatility  | 21.69   | 20.69   | -  |

### Futures and Options

|                 |   |
|-----------------|---|
| Related Futures | - |
| Related Options | - |













Information about previous performance does not guarantee future performance.  
Source: FactSet

### Price data

|   |                          |
|---|--------------------------|
| Ø price 5 days   Ø volume 5 days (pcs.)     | 15.4734 EUR (0)          |
| Ø price 30 days   Ø volume 30 days (pcs.)   | 15.6186 EUR (0)          |
| Ø price 100 days   Ø volume 100 days (pcs.) | 15.8681 EUR (0)          |
| Ø price 250 days   Ø volume 250 days (pcs.) | 16.7464 EUR (0)          |
| YTD High   date                             | 16.8816 EUR (2024/01/04) |
| YTD Low   date                              | 14.9725 EUR (2024/02/09) |
| 52 Weeks High   date                        | 18.7384 EUR (2023/07/27) |
| 52 Weeks Low   date                         | 14.9725 EUR (2024/02/09) |

### Recent Research

| on sector  | on market   |                           |   |
|------------|---|---------------------------|---|
| Date       |   | Headline                  | Download  |
| 2024/05/31 |  | Equity Weekly             |  |
| 2024/05/29 |  | Global Equity Ratings     |  |
| 2024/05/29 |  | Aktienempfehlungen Global |  |
| 2024/04/26 |  | Global Equity Ratings     |  |
| 2024/04/26 |  | Aktienempfehlungen Global |  |