

CARREFOUR S.A. FUTURE (CARG) - EUX/C1

2024/08/09 18:43:11

Price
13.7903 EUR

Difference  -0.05% (-0.01)

General attributes

| | |
|---------------|--------------|
| Symbol | CARGC1 |
| Exchange | Eurex |
| Currency | EUR |
| Security type | Future |
| Underlying | CARREFOUR SA |
| Maturity | 08-2024 |
| Contract size | 100 |

Market data

| | |
|-------------------------|------------------|
| Bid (Bid size) | - EUR (-) |
| Ask (Ask size) | - EUR (-) |
| Open | 13.7903 EUR |
| High | 13.7903 EUR |
| Low | 13.7903 EUR |
| Close (prev. day) | 13.7968 EUR |
| Underlying | CARREFOUR SA |
| Underlying price (date) | 13.78 (24/08/09) |
| Settlement price (date) | 13.79 (24/08/09) |
| Open Interest | 0 |

Performance and Risk

| | 6m | 1y | 3y |
|-------------|--------|---------|----|
| Perf (%) | -9.31% | -24.04% | - |
| Perf (abs.) | -1.42 | -4.37 | - |
| Beta | - | - | - |
| Volatility | 28.73 | 23.75 | - |

Futures and Options

| | |
|-----------------|---|
| Related Futures | - |
| Related Options | - |

5y













Information about previous performance does not guarantee future performance.
Source: FactSet

Price data

| | |
|---|--------------------------|
| Ø price 5 days Ø volume 5 days (pcs.) | 13.7485 EUR (0) |
| Ø price 30 days Ø volume 30 days (pcs.) | 14.1032 EUR (0) |
| Ø price 100 days Ø volume 100 days (pcs.) | 15.0548 EUR (701) |
| Ø price 250 days Ø volume 250 days (pcs.) | 16.1191 EUR (307) |
| YTD High date | 16.8176 EUR (2024/01/04) |
| YTD Low date | 13.5044 EUR (2024/08/06) |
| 52 Weeks High date | 18.3317 EUR (2023/08/21) |
| 52 Weeks Low date | 13.5044 EUR (2024/08/06) |

Recent Research

| on sector | | on market | |
|------------|---|---------------------------|---|
| Date | | Headline | Download |
| 2024/07/24 |  | Global Equity Ratings |  |
| 2024/07/24 |  | Aktienempfehlungen Global |  |
| 2024/07/15 |  | Aktienempfehlungen Global |  |
| 2024/07/12 |  | Global Equity Ratings |  |
| 2024/06/21 |  | Equity Weekly |  |