

BP PLC FUTURE (BPF) - EUX/C11

2024/05/06 13:15:37

Price
510.8463 GBP

Difference  0.00% (0.00)

General attributes

Symbol	BPFC11
Exchange	Eurex
Currency	GBP
Security type	Future
Underlying	BP PLC
Maturity	04-2025
Contract size	1,000

Market data

Bid (Bid size)	- GBP (-)
Ask (Ask size)	- GBP (-)
Open	510.8463 GBP
High	510.8463 GBP
Low	510.8463 GBP
Close (prev. day)	510.8463 GBP
Underlying	BP PLC
Underlying price (date)	462.70 (24/06/07)
Settlement price (date)	466.89 (24/06/07)
Open Interest	0

Performance and Risk

	6m	1y	3y
Perf (%)	+4.02%	+3.97%	-
Perf (abs.)	+19.74	+19.50	-
Beta	-	-	-
Volatility	19.47	21.44	-

Futures and Options

Related Futures	-
Related Options	-













Information about previous performance does not guarantee future performance.
Source: FactSet

Price data

Ø price 5 days Ø volume 5 days (pcs.)	517.0426 GBP (0)
Ø price 30 days Ø volume 30 days (pcs.)	514.3616 GBP (0)
Ø price 100 days Ø volume 100 days (pcs.)	481.0955 GBP (0)
Ø price 250 days Ø volume 250 days (pcs.)	488.1750 GBP (0)
YTD High date	540.4903 GBP (2024/04/12)
YTD Low date	439.1312 GBP (2024/01/18)
52 Weeks High date	560.4630 GBP (2023/10/18)
52 Weeks Low date	439.1312 GBP (2024/01/18)

Recent Research

on underlying		on sector	
Date		Headline	Download
2024/05/29		Global Equity Ratings	
2024/05/29		Aktienempfehlungen Global	
2024/04/26		Global Equity Ratings	
2024/04/26		Aktienempfehlungen Global	
2024/04/03		Global Equity Ratings	

5y