

BP PLC FUTURE (BPF) - EUX/C1

2024/05/06 13:15:37

Price
506.2571 GBP

Difference  0.00% (0.00)

General attributes

Symbol	BPFC1
Exchange	Eurex
Currency	GBP
Security type	Future
Underlying	BP PLC
Maturity	05-2024
Contract size	1,000

Market data

Bid (Bid size)	- GBP (-)
Ask (Ask size)	- GBP (-)
Open	506.2571 GBP
High	506.2571 GBP
Low	506.2571 GBP
Close (prev. day)	506.2571 GBP
Underlying	BP PLC
Underlying price (date)	496.95 (24/05/15)
Settlement price (date)	491.59 (24/05/15)
Open Interest	0

Performance and Risk

	6m	1y	3y
Perf (%)	+4.08%	+3.75%	-
Perf (abs.)	+19.86	+18.30	-
Beta	-	-	-
Volatility	18.83	20.69	-

Futures and Options

Related Futures	-
Related Options	-

5y












Information about previous performance does not guarantee future performance.
Source: FactSet

Price data

Ø price 5 days Ø volume 5 days (pcs.)	512.0641 GBP (0)
Ø price 30 days Ø volume 30 days (pcs.)	513.4243 GBP (0)
Ø price 100 days Ø volume 100 days (pcs.)	480.9095 GBP (0)
Ø price 250 days Ø volume 250 days (pcs.)	485.1655 GBP (13)
YTD High date	539.6411 GBP (2024/04/12)
YTD Low date	441.8857 GBP (2024/01/22)
52 Weeks High date	558.1653 GBP (2023/10/18)
52 Weeks Low date	441.8857 GBP (2024/01/22)

Recent Research

on underlying		on sector	
Date		Headline	Download
2024/04/26		Global Equity Ratings	
2024/04/26		Aktienempfehlungen Global	
2024/04/03		Global Equity Ratings	
2024/04/03		Aktienempfehlungen Global	
2024/03/13		Global Equity Ratings	