

## BE SEMICONDUCTOR INDS N.V. FUTURE (BSIF) - EUX/C11

2024/07/26 18:35:00

Price  
**123.9133** EURDifference  1.78% (2.16)

## General attributes

Symbol	BSIFC11
Exchange	Eurex
Currency	EUR
Security type	Future
Underlying	BE SEMICONDUCTOR INDUSTRIES N.V.
Maturity	06-2025
Contract size	100

## Market data

Bid (Bid size)	- EUR (-)
Ask (Ask size)	- EUR (-)
Open	123.9133 EUR
High	123.9133 EUR
Low	123.9133 EUR
Close (prev. day)	121.7514 EUR
Underlying	BE SEMICONDUCTOR INDUSTRIES N.V.
Underlying price (date)	122.90 (24/07/26)
Settlement price (date)	123.91 (24/07/26)
Open Interest	0

## Performance and Risk

	6m	1y	3y
Perf (%)	-14.49%	+20.01%	-
Perf (abs.)	-21.00	+20.66	-
Beta	-	-	-
Volatility	74.12	55.12	-

## Futures and Options

Related Futures	-
Related Options	-












Information about previous performance does not guarantee future performance.  
Source: FactSet

## Price data

Ø price 5 days   Ø volume 5 days (pcs.)	139.3969 EUR (0)
Ø price 30 days   Ø volume 30 days (pcs.)	154.1861 EUR (0)
Ø price 100 days   Ø volume 100 days (pcs.)	147.5493 EUR (0)
Ø price 250 days   Ø volume 250 days (pcs.)	129.1353 EUR (0)
YTD High   date	181.7088 EUR (2024/03/07)
YTD Low   date	121.7514 EUR (2024/07/25)
52 Weeks High   date	181.7088 EUR (2024/03/07)
52 Weeks Low   date	86.4831 EUR (2023/10/20)

## Recent Research

on sector		on market	
Date		Headline	Download
2024/07/26		Equity Weekly	
2024/07/24		Global Equity Ratings	
2024/07/24		Aktienempfehlungen Global	
2024/07/15		Aktienempfehlungen Global	
2024/07/12		Global Equity Ratings	