

BE SEMICONDUCTOR INDS N.V. FUTURE (BSIF) - EUX/C1

2024/07/26 18:35:00

Price
123.1854 EURDifference  1.73% (2.09)

General attributes

Symbol	BSIFC1
Exchange	Eurex
Currency	EUR
Security type	Future
Underlying	BE SEMICONDUCTOR INDUSTRIES N.V.
Maturity	08-2024
Contract size	100

Market data

Bid (Bid size)	- EUR (-)
Ask (Ask size)	- EUR (-)
Open	123.1854 EUR
High	123.1854 EUR
Low	123.1854 EUR
Close (prev. day)	121.0939 EUR
Underlying	BE SEMICONDUCTOR INDUSTRIES N.V.
Underlying price (date)	122.90 (24/07/26)
Settlement price (date)	123.19 (24/07/26)
Open Interest	0

Performance and Risk

	6m	1y	3y
Perf (%)	-13.93%	+20.03%	-
Perf (abs.)	-19.94	+20.55	-
Beta	-	-	-
Volatility	73.88	54.61	-

Futures and Options

Related Futures	-
Related Options	-












Information about previous performance does not guarantee future performance.
Source: FactSet

Price data

Ø price 5 days Ø volume 5 days (pcs.)	138.1925 EUR (0)
Ø price 30 days Ø volume 30 days (pcs.)	151.5029 EUR (0)
Ø price 100 days Ø volume 100 days (pcs.)	144.6478 EUR (2)
Ø price 250 days Ø volume 250 days (pcs.)	127.1858 EUR (1)
YTD High date	178.1555 EUR (2024/03/07)
YTD Low date	120.5930 EUR (2024/05/02)
52 Weeks High date	178.1555 EUR (2024/03/07)
52 Weeks Low date	85.8800 EUR (2023/10/20)

Recent Research

on sector		on market	
Date		Headline	Download
2024/07/26		Equity Weekly	
2024/07/24		Global Equity Ratings	
2024/07/24		Aktienempfehlungen Global	
2024/07/15		Aktienempfehlungen Global	
2024/07/12		Global Equity Ratings	