

BRISTOL-MYERS SQUIBB CO. FUTURE (BMYF) - EUX/C13

2024/07/12 18:57:54

Price
40.326 USDDifference  -1.26% (-0.51)

General attributes

Symbol	BMYFC13
Exchange	Eurex
Currency	USD
Security type	Future
Underlying	BRISTOL-MYERS SQUIBB CO.
Maturity	07-2025
Contract size	100

Market data

Bid (Bid size)	- USD (-)
Ask (Ask size)	- USD (-)
Open	40.326 USD
High	40.326 USD
Low	40.326 USD
Close (prev. day)	40.8409 USD
Underlying	BRISTOL-MYERS SQUIBB CO.
Underlying price (date)	40.44 (24/07/12)
Settlement price (date)	40.33 (24/07/12)
Open Interest	0

Performance and Risk

	6m	1y	3y
Perf (%)	-19.91%	-37.38%	-
Perf (abs.)	-10.02	-24.07	-
Beta	-	-	-
Volatility	30.14	25.56	-

Futures and Options

Related Futures	-
Related Options	-












Information about previous performance does not guarantee future performance.
Source: FactSet

Price data

Ø price 5 days Ø volume 5 days (pcs.)	40.237 USD (0)
Ø price 30 days Ø volume 30 days (pcs.)	40.310 USD (0)
Ø price 100 days Ø volume 100 days (pcs.)	48.805 USD (0)
Ø price 250 days Ø volume 250 days (pcs.)	53.540 USD (0)
YTD High date	54.738 USD (2024/03/12)
YTD Low date	39.303 USD (2024/07/05)
52 Weeks High date	67.301 USD (2023/07/24)
52 Weeks Low date	39.303 USD (2024/07/05)

Recent Research

on underlying on sector on market			
Date		Headline	Download
2024/07/12		Global Equity Ratings	
2024/07/12		Aktienempfehlungen Global	
2024/06/21		Global Equity Ratings	
2024/06/21		Aktienempfehlungen Global	
2024/06/14		Global Equity Ratings	