

## BRISTOL-MYERS SQUIBB CO. FUTURE (BMYF) - EUX/C12

2024/07/17 18:45:22

Price  
**43.094** USDDifference  5.09% (2.09)

## General attributes

Symbol	BMYFC12
Exchange	Eurex
Currency	USD
Security type	Future
Underlying	BRISTOL-MYERS SQUIBB CO.
Maturity	06-2025
Contract size	100

## Market data

Bid (Bid size)	- USD (-)
Ask (Ask size)	- USD (-)
Open	43.094 USD
High	43.094 USD
Low	43.094 USD
Close (prev. day)	41.0049 USD
Underlying	BRISTOL-MYERS SQUIBB CO.
Underlying price (date)	43.15 (24/07/17)
Settlement price (date)	43.09 (24/07/17)
Open Interest	0

## Performance and Risk

	6m	1y	3y
Perf (%)	-14.27%	-31.88%	-
Perf (abs.)	-7.17	-20.17	-
Beta	-	-	-
Volatility	30.60	25.64	-

## Futures and Options

Related Futures	-
Related Options	-












Information about previous performance does not guarantee future performance.  
Source: FactSet

## Price data

Ø price 5 days   Ø volume 5 days (pcs.)	41.312 USD (0)
Ø price 30 days   Ø volume 30 days (pcs.)	40.694 USD (0)
Ø price 100 days   Ø volume 100 days (pcs.)	48.429 USD (0)
Ø price 250 days   Ø volume 250 days (pcs.)	53.184 USD (0)
YTD High   date	54.545 USD (2024/03/12)
YTD Low   date	39.764 USD (2024/07/05)
52 Weeks High   date	66.566 USD (2023/07/24)
52 Weeks Low   date	39.764 USD (2024/07/05)

## Recent Research

on underlying	on sector	on market	
Date		Headline	Download
2024/07/15		Aktienempfehlungen Global	
2024/07/12		Global Equity Ratings	
2024/06/21		Global Equity Ratings	
2024/06/21		Aktienempfehlungen Global	
2024/06/14		Global Equity Ratings	