

BRISTOL-MYERS SQUIBB CO. FUTURE (BMYF) - EUX/C12

2024/07/12 18:57:54

Price
40.7893 USDDifference  -1.24% (-0.51)

General attributes

Symbol	BMYFC12
Exchange	Eurex
Currency	USD
Security type	Future
Underlying	BRISTOL-MYERS SQUIBB CO.
Maturity	06-2025
Contract size	100

Market data

Bid (Bid size)	- USD (-)
Ask (Ask size)	- USD (-)
Open	40.7893 USD
High	40.7893 USD
Low	40.7893 USD
Close (prev. day)	41.302 USD
Underlying	BRISTOL-MYERS SQUIBB CO.
Underlying price (date)	40.44 (24/07/12)
Settlement price (date)	40.79 (24/07/12)
Open Interest	0

Performance and Risk

	6m	1y	3y
Perf (%)	-19.70%	-36.96%	-
Perf (abs.)	-10.00	-23.91	-
Beta	-	-	-
Volatility	29.31	24.98	-

Futures and Options

Related Futures	-
Related Options	-












Information about previous performance does not guarantee future performance.
Source: FactSet

Price data

Ø price 5 days Ø volume 5 days (pcs.)	40.6969 USD (0)
Ø price 30 days Ø volume 30 days (pcs.)	40.4771 USD (0)
Ø price 100 days Ø volume 100 days (pcs.)	48.8966 USD (0)
Ø price 250 days Ø volume 250 days (pcs.)	53.5316 USD (0)
YTD High date	54.5449 USD (2024/03/12)
YTD Low date	39.7641 USD (2024/07/05)
52 Weeks High date	66.5655 USD (2023/07/24)
52 Weeks Low date	39.7641 USD (2024/07/05)

Recent Research

on underlying	on sector	on market	
Date		Headline	Download
2024/07/12		Global Equity Ratings	
2024/07/12		Aktienempfehlungen Global	
2024/06/21		Global Equity Ratings	
2024/06/21		Aktienempfehlungen Global	
2024/06/14		Global Equity Ratings	