

BP PLC FUTURE (BPF) - EUX/C10

2024/04/30 18:39:02

Price
519.8567 GBP

Difference  **-0.57% (-2.98)**

General attributes

Symbol	BPFC10
Exchange	Eurex
Currency	GBP
Security type	Future
Underlying	BP PLC
Maturity	02-2025
Contract size	1,000

Market data

Bid (Bid size)	- GBP (-)
Ask (Ask size)	- GBP (-)
Open	519.8567 GBP
High	519.8567 GBP
Low	519.8567 GBP
Close (prev. day)	522.8385 GBP
Underlying	BP PLC
Underlying price (date)	510.40 (24/05/03)
Settlement price (date)	508.96 (24/05/06)
Open Interest	0

Performance and Risk

	6m	1y	3y
Perf (%)	+4.16%	+3.98%	-
Perf (abs.)	+20.33	+19.49	-
Beta	-	-	-
Volatility	19.51	21.44	-

Futures and Options

Related Futures	-
Related Options	-

5y












Information about previous performance does not guarantee future performance.
Source: FactSet

Price data

Ø price 5 days Ø volume 5 days (pcs.)	515.1090 GBP (0)
Ø price 30 days Ø volume 30 days (pcs.)	515.9450 GBP (0)
Ø price 100 days Ø volume 100 days (pcs.)	481.8095 GBP (0)
Ø price 250 days Ø volume 250 days (pcs.)	488.1438 GBP (0)
YTD High date	543.5725 GBP (2024/04/12)
YTD Low date	440.7419 GBP (2024/01/22)
52 Weeks High date	564.0552 GBP (2023/10/18)
52 Weeks Low date	440.7419 GBP (2024/01/22)

Recent Research

on underlying		on sector	
Date		Headline	Download
2024/04/26		Global Equity Ratings	
2024/04/26		Aktienempfehlungen Global	
2024/04/03		Global Equity Ratings	
2024/04/03		Aktienempfehlungen Global	
2024/03/13		Global Equity Ratings	