

# BAYER AG FUTURE (BAYG) - EUX/C10

2024/04/30 18:39:00

Price  
**28.195** EUR

Difference  -0.88% (-0.25)

### General attributes

Symbol	BAYGC10
Exchange	Eurex
Currency	EUR
Security type	Future
Underlying	BAYER AG
Maturity	02-2025
Contract size	100

### Market data

Bid (Bid size)	- EUR (-)
Ask (Ask size)	- EUR (-)
Open	28.195 EUR
High	28.195 EUR
Low	28.195 EUR
Close (prev. day)	28.4447 EUR
Underlying	BAYER AG
Underlying price (date)	28.13 (24/05/02)
Settlement price (date)	28.99 (24/05/02)
Open Interest	0

### Performance and Risk

	6m	1y	3y
Perf (%)	-30.08%	-52.58%	-
Perf (abs.)	-12.13	-31.26	-
Beta	-	-	-
Volatility	40.84	32.57	-

### Futures and Options

Related Futures	-
Related Options	-

5y












Information about previous performance does not guarantee future performance.  
Source: FactSet

### Price data

Ø price 5 days   Ø volume 5 days (pcs.)	28.041 EUR (0)
Ø price 30 days   Ø volume 30 days (pcs.)	27.880 EUR (0)
Ø price 100 days   Ø volume 100 days (pcs.)	29.847 EUR (0)
Ø price 250 days   Ø volume 250 days (pcs.)	40.700 EUR (0)
YTD High   date	35.459 EUR (2024/01/09)
YTD Low   date	26.599 EUR (2024/03/19)
52 Weeks High   date	60.402 EUR (2023/05/05)
52 Weeks Low   date	26.599 EUR (2024/03/19)

### Recent Research

on underlying	on sector	on market	
Date		Headline	Download
2024/01/23		Global Equity Ratings	
2024/01/23		Aktienempfehlungen Global	
2023/12/21		Global Equity Ratings	
2023/12/21		Aktienempfehlungen Global	
2023/12/07		Global Equity Ratings	