

## BRISTOL-MYERS SQUIBB CO. FUTURE (BMYF) - EUX/C10

2024/07/12 18:57:54

Price  
**40.4646** USDDifference  -1.24% (-0.51)

## General attributes

Symbol	BMYFC10
Exchange	Eurex
Currency	USD
Security type	Future
Underlying	BRISTOL-MYERS SQUIBB CO.
Maturity	04-2025
Contract size	100

## Market data

Bid (Bid size)	- USD (-)
Ask (Ask size)	- USD (-)
Open	40.4646 USD
High	40.4646 USD
Low	40.4646 USD
Close (prev. day)	40.9728 USD
Underlying	BRISTOL-MYERS SQUIBB CO.
Underlying price (date)	40.44 (24/07/12)
Settlement price (date)	40.46 (24/07/12)
Open Interest	0

## Performance and Risk

	6m	1y	3y
Perf (%)	-19.75%	-36.87%	-
Perf (abs.)	-9.96	-23.63	-
Beta	-	-	-
Volatility	29.73	25.14	-

## Futures and Options

Related Futures	-
Related Options	-












Information about previous performance does not guarantee future performance.  
Source: FactSet

## Price data

Ø price 5 days   Ø volume 5 days (pcs.)	40.3661 USD (0)
Ø price 30 days   Ø volume 30 days (pcs.)	40.4321 USD (0)
Ø price 100 days   Ø volume 100 days (pcs.)	48.8168 USD (0)
Ø price 250 days   Ø volume 250 days (pcs.)	53.4492 USD (0)
YTD High   date	54.7017 USD (2024/03/11)
YTD Low   date	39.4383 USD (2024/07/05)
52 Weeks High   date	66.5174 USD (2023/07/24)
52 Weeks Low   date	39.4383 USD (2024/07/05)

## Recent Research

on underlying	on sector	on market	
Date		Headline	Download
2024/07/12		Global Equity Ratings	
2024/07/12		Aktienempfehlungen Global	
2024/06/21		Global Equity Ratings	
2024/06/21		Aktienempfehlungen Global	
2024/06/14		Global Equity Ratings	