

BRISTOL-MYERS SQUIBB CO. FUTURE (BMYF) - EUX/C10

2024/05/06 18:29:24

Price
44.1725 USDDifference  0.38% (0.17)

General attributes

Symbol	BMYFC10
Exchange	Eurex
Currency	USD
Security type	Future
Underlying	BRISTOL-MYERS SQUIBB CO.
Maturity	02-2025
Contract size	100

Market data

Bid (Bid size)	- USD (-)
Ask (Ask size)	- USD (-)
Open	44.1725 USD
High	44.1725 USD
Low	44.1725 USD
Close (prev. day)	44.0031 USD
Underlying	BRISTOL-MYERS SQUIBB CO.
Underlying price (date)	44.0402 (24/05/16)
Settlement price (date)	44.04 (24/05/16)
Open Interest	0

Performance and Risk

	6m	1y	3y
Perf (%)	-18.13%	-35.80%	-
Perf (abs.)	-9.78	-24.64	-
Beta	-	-	-
Volatility	24.99	22.46	-

Futures and Options

Related Futures	-
Related Options	-












Information about previous performance does not guarantee future performance.
Source: FactSet

Price data

Ø price 5 days Ø volume 5 days (pcs.)	44.4437 USD (0)
Ø price 30 days Ø volume 30 days (pcs.)	49.3742 USD (0)
Ø price 100 days Ø volume 100 days (pcs.)	50.5595 USD (0)
Ø price 250 days Ø volume 250 days (pcs.)	56.3936 USD (0)
YTD High date	54.7017 USD (2024/03/11)
YTD Low date	44.0031 USD (2024/05/03)
52 Weeks High date	69.7165 USD (2023/05/08)
52 Weeks Low date	44.0031 USD (2024/05/03)

Recent Research

on underlying	on sector	on market	
Date		Headline	Download
2024/04/26		Global Equity Ratings	
2024/04/26		Aktienempfehlungen Global	
2024/04/03		Global Equity Ratings	
2024/04/03		Aktienempfehlungen Global	
2024/03/13		Global Equity Ratings	