

# BAYER AG FUTURE (BAYG) - EUX/C11

2024/08/13 18:43:05

Price  
**26.597** EUR

Difference  0.09% (0.02)

### General attributes

Symbol	BAYGC11
Exchange	Eurex
Currency	EUR
Security type	Future
Underlying	BAYER AG
Maturity	06-2025
Contract size	100

### Market data

Bid (Bid size)	- EUR (-)
Ask (Ask size)	- EUR (-)
Open	26.597 EUR
High	26.597 EUR
Low	26.597 EUR
Close (prev. day)	26.5733 EUR
Underlying	BAYER AG
Underlying price (date)	25.985 (24/08/13)
Settlement price (date)	26.60 (24/08/13)
Open Interest	0

### Performance and Risk

	6m	1y	3y
Perf (%)	-6.25%	-49.54%	-
Perf (abs.)	-1.77	-26.09	-
Beta	-	-	-
Volatility	32.51	35.69	-

### Futures and Options

Related Futures	-
Related Options	-

5y












Information about previous performance does not guarantee future performance.  
Source: FactSet

### Price data

Ø price 5 days   Ø volume 5 days (pcs.)	26.561 EUR (0)
Ø price 30 days   Ø volume 30 days (pcs.)	27.364 EUR (0)
Ø price 100 days   Ø volume 100 days (pcs.)	27.643 EUR (0)
Ø price 250 days   Ø volume 250 days (pcs.)	34.417 EUR (24)
YTD High   date	35.539 EUR (2024/01/09)
YTD Low   date	25.921 EUR (2024/08/06)
52 Weeks High   date	52.801 EUR (2023/08/14)
52 Weeks Low   date	25.921 EUR (2024/08/06)

### Recent Research

on underlying	on sector	on market	
Date		Headline	Download
2024/01/23		Global Equity Ratings	
2024/01/23		Aktienempfehlungen Global	
2023/12/21		Global Equity Ratings	
2023/12/21		Aktienempfehlungen Global	
2023/12/07		Global Equity Ratings	