

BAYER AG FUTURE (BAYG) - EUX/C11

2024/04/30 18:39:00

Price
28.2648 EUR

Difference  -0.87% (-0.25)

General attributes

Symbol	BAYGC11
Exchange	Eurex
Currency	EUR
Security type	Future
Underlying	BAYER AG
Maturity	04-2025
Contract size	100

Market data

Bid (Bid size)	- EUR (-)
Ask (Ask size)	- EUR (-)
Open	28.2648 EUR
High	28.2648 EUR
Low	28.2648 EUR
Close (prev. day)	28.5138 EUR
Underlying	BAYER AG
Underlying price (date)	27.825 (24/06/12)
Settlement price (date)	28.76 (24/06/12)
Open Interest	0

Performance and Risk

	6m	1y	3y
Perf (%)	-30.17%	-52.60%	-
Perf (abs.)	-12.21	-31.36	-
Beta	-	-	-
Volatility	40.90	32.70	-

Futures and Options

Related Futures	-
Related Options	-

5y












Information about previous performance does not guarantee future performance.
Source: FactSet

Price data

Ø price 5 days Ø volume 5 days (pcs.)	28.1095 EUR (0)
Ø price 30 days Ø volume 30 days (pcs.)	27.9591 EUR (0)
Ø price 100 days Ø volume 100 days (pcs.)	29.9225 EUR (60)
Ø price 250 days Ø volume 250 days (pcs.)	40.6421 EUR (24)
YTD High date	35.5390 EUR (2024/01/09)
YTD Low date	26.6774 EUR (2024/03/19)
52 Weeks High date	60.5685 EUR (2023/05/05)
52 Weeks Low date	26.6774 EUR (2024/03/19)

Recent Research

on underlying	on sector	on market	
Date		Headline	Download
2024/01/23		Global Equity Ratings	
2024/01/23		Aktienempfehlungen Global	
2023/12/21		Global Equity Ratings	
2023/12/21		Aktienempfehlungen Global	
2023/12/07		Global Equity Ratings	