

BAYER AG FUTURE (BAYG) - EUX/C11

2024/04/30 18:39:00

Price
28.2648 EUR

Difference  -0.87% (-0.25)

General attributes

| | |
|---------------|----------|
| Symbol | BAYGC11 |
| Exchange | Eurex |
| Currency | EUR |
| Security type | Future |
| Underlying | BAYER AG |
| Maturity | 04-2025 |
| Contract size | 100 |

Market data

| | |
|-------------------------|------------------|
| Bid (Bid size) | - EUR (-) |
| Ask (Ask size) | - EUR (-) |
| Open | 28.2648 EUR |
| High | 28.2648 EUR |
| Low | 28.2648 EUR |
| Close (prev. day) | 28.5138 EUR |
| Underlying | BAYER AG |
| Underlying price (date) | 28.60 (24/05/17) |
| Settlement price (date) | 29.62 (24/05/16) |
| Open Interest | 0 |

Performance and Risk

| | 6m | 1y | 3y |
|-------------|---------|---------|----|
| Perf (%) | -30.17% | -52.60% | - |
| Perf (abs.) | -12.21 | -31.36 | - |
| Beta | - | - | - |
| Volatility | 40.90 | 32.70 | - |

Futures and Options

| | |
|-----------------|---|
| Related Futures | - |
| Related Options | - |

5y













Information about previous performance does not guarantee future performance.
Source: FactSet

Price data

| | |
|---|--------------------------|
| Ø price 5 days Ø volume 5 days (pcs.) | 28.1095 EUR (0) |
| Ø price 30 days Ø volume 30 days (pcs.) | 27.9591 EUR (0) |
| Ø price 100 days Ø volume 100 days (pcs.) | 29.9225 EUR (60) |
| Ø price 250 days Ø volume 250 days (pcs.) | 40.6421 EUR (24) |
| YTD High date | 35.5390 EUR (2024/01/09) |
| YTD Low date | 26.6774 EUR (2024/03/19) |
| 52 Weeks High date | 60.5685 EUR (2023/05/05) |
| 52 Weeks Low date | 26.6774 EUR (2024/03/19) |

Recent Research

| on underlying | on sector | on market | |
|---------------|---|---------------------------|---|
| Date | | Headline | Download |
| 2024/01/23 |  | Global Equity Ratings |  |
| 2024/01/23 |  | Aktienempfehlungen Global |  |
| 2023/12/21 |  | Global Equity Ratings |  |
| 2023/12/21 |  | Aktienempfehlungen Global |  |
| 2023/12/07 |  | Global Equity Ratings |  |