

BAYER AG FUTURE (BAYG) - EUX/C1

2024/04/30 18:39:00

Price
27.3997 EUR

Difference  -0.88% (-0.24)

General attributes

Symbol	BAYGC1
Exchange	Eurex
Currency	EUR
Security type	Future
Underlying	BAYER AG
Maturity	06-2024
Contract size	100

Market data

Bid (Bid size)	- EUR (-)
Ask (Ask size)	- EUR (-)
Open	27.3997 EUR
High	27.3997 EUR
Low	27.3997 EUR
Close (prev. day)	27.6435 EUR
Underlying	BAYER AG
Underlying price (date)	28.24 (24/05/31)
Settlement price (date)	28.30 (24/05/31)
Open Interest	35,310

Performance and Risk

	6m	1y	3y
Perf (%)	-32.79%	-52.61%	-
Perf (abs.)	-13.37	-30.41	-
Beta	-	-	-
Volatility	40.09	31.77	-

Futures and Options

Related Futures	-
Related Options	-

5y












Information about previous performance does not guarantee future performance.
Source: FactSet

Price data

Ø price 5 days Ø volume 5 days (pcs.)	27.2485 EUR (0)
Ø price 30 days Ø volume 30 days (pcs.)	27.1617 EUR (700)
Ø price 100 days Ø volume 100 days (pcs.)	29.5750 EUR (1,098)
Ø price 250 days Ø volume 250 days (pcs.)	40.3667 EUR (1,302)
YTD High date	35.6339 EUR (2024/01/09)
YTD Low date	25.9564 EUR (2024/03/19)
52 Weeks High date	58.7686 EUR (2023/05/05)
52 Weeks Low date	25.9564 EUR (2024/03/19)

Recent Research

on underlying	on sector	on market	
Date		Headline	Download
2024/01/23		Global Equity Ratings	
2024/01/23		Aktienempfehlungen Global	
2023/12/21		Global Equity Ratings	
2023/12/21		Aktienempfehlungen Global	
2023/12/07		Global Equity Ratings	