

# BAYER AG FUTURE (BAYG) - EUX/C12

2024/04/24 18:35:09

Price  
**27.8648** EUR

Difference  -1.37% (-0.39)

### General attributes

Symbol	BAYGC12
Exchange	Eurex
Currency	EUR
Security type	Future
Underlying	BAYER AG
Maturity	04-2025
Contract size	100

### Market data

Bid (Bid size)	- EUR (-)
Ask (Ask size)	- EUR (-)
Open	27.8648 EUR
High	27.8648 EUR
Low	27.8648 EUR
Close (prev. day)	28.2527 EUR
Underlying	BAYER AG
Underlying price (date)	26.97 (24/04/24)
Settlement price (date)	27.86 (24/04/24)
Open Interest	0

### Performance and Risk

	6m	1y	3y
Perf (%)	-31.00%	-53.51%	-
Perf (abs.)	-12.70	-32.51	-
Beta	-	-	-
Volatility	40.74	32.60	-

### Futures and Options

Related Futures	-
Related Options	-

5y












Information about previous performance does not guarantee future performance.  
Source: FactSet

### Price data

Ø price 5 days   Ø volume 5 days (pcs.)	27.5528 EUR (0)
Ø price 30 days   Ø volume 30 days (pcs.)	27.8625 EUR (0)
Ø price 100 days   Ø volume 100 days (pcs.)	30.1409 EUR (60)
Ø price 250 days   Ø volume 250 days (pcs.)	41.2585 EUR (24)
YTD High   date	35.6321 EUR (2024/01/09)
YTD Low   date	26.7382 EUR (2024/03/19)
52 Weeks High   date	60.7776 EUR (2023/05/05)
52 Weeks Low   date	26.7382 EUR (2024/03/19)

### Recent Research

on underlying	on sector	on market	
Date		Headline	Download
2024/01/23		Global Equity Ratings	
2024/01/23		Aktienempfehlungen Global	
2023/12/21		Global Equity Ratings	
2023/12/21		Aktienempfehlungen Global	
2023/12/07		Global Equity Ratings	