

# BIC S.A. FUTURE (BIFI) - EUX/C10

2024/07/26 18:34:58

Price  
**59.5125** EUR

Difference  0.51% (0.30)

### General attributes

Symbol	BIFIC10
Exchange	Eurex
Currency	EUR
Security type	Future
Underlying	SOCIETE BIC S.A.
Maturity	05-2025
Contract size	100

### Market data

Bid (Bid size)	- EUR (-)
Ask (Ask size)	- EUR (-)
Open	59.5125 EUR
High	59.5125 EUR
Low	59.5125 EUR
Close (prev. day)	59.2084 EUR
Underlying	SOCIETE BIC S.A.
Underlying price (date)	57.70 (24/07/26)
Settlement price (date)	59.51 (24/07/26)
Open Interest	0

### Performance and Risk

	6m	1y	3y
Perf (%)	-8.75%	+8.08%	-
Perf (abs.)	-5.71	+4.45	-
Beta	-	-	-
Volatility	34.04	24.75	-

### Futures and Options

Related Futures	-
Related Options	-












Information about previous performance does not guarantee future performance.  
Source: FactSet

### Price data

Ø price 5 days   Ø volume 5 days (pcs.)	59.2757 EUR (0)
Ø price 30 days   Ø volume 30 days (pcs.)	60.1800 EUR (0)
Ø price 100 days   Ø volume 100 days (pcs.)	63.4153 EUR (0)
Ø price 250 days   Ø volume 250 days (pcs.)	62.4108 EUR (0)
YTD High   date	69.2085 EUR (2024/02/21)
YTD Low   date	56.7283 EUR (2024/06/20)
52 Weeks High   date	69.2085 EUR (2024/02/21)
52 Weeks Low   date	56.4598 EUR (2023/10/25)

### Recent Research

on sector		on market	
Date		Headline	Download
2024/07/26		Equity Weekly	
2024/07/24		Global Equity Ratings	
2024/07/24		Aktienempfehlungen Global	
2024/07/15		Aktienempfehlungen Global	
2024/07/12		Equity Weekly	