

# BASF SE FUTURE (BASG) - EUX/C10

2024/08/16 19:01:10

Price  
**41.3892** EUR

Difference  0.83% (0.34)

### General attributes

Symbol	BASGC10
Exchange	Eurex
Currency	EUR
Security type	Future
Underlying	BASF SE
Maturity	06-2025
Contract size	100

### Market data

Bid (Bid size)	- EUR (-)
Ask (Ask size)	- EUR (-)
Open	41.3892 EUR
High	41.3892 EUR
Low	41.3892 EUR
Close (prev. day)	41.0496 EUR
Underlying	BASF SE
Underlying price (date)	42.55 (24/08/16)
Settlement price (date)	41.50 (24/08/16)
Open Interest	0

### Performance and Risk

	6m	1y	3y
Perf (%)	-8.18%	-8.34%	-
Perf (abs.)	-3.66	-3.74	-
Beta	-	-	-
Volatility	28.06	25.61	-

### Futures and Options

Related Futures	-
Related Options	-

5y












Information about previous performance does not guarantee future performance.  
Source: FactSet

### Price data

Ø price 5 days   Ø volume 5 days (pcs.)	40.4038 EUR (0)
Ø price 30 days   Ø volume 30 days (pcs.)	43.0783 EUR (0)
Ø price 100 days   Ø volume 100 days (pcs.)	46.6298 EUR (0)
Ø price 250 days   Ø volume 250 days (pcs.)	44.7283 EUR (0)
YTD High   date	53.8373 EUR (2024/04/04)
YTD Low   date	39.7824 EUR (2024/08/05)
52 Weeks High   date	53.8373 EUR (2024/04/04)
52 Weeks Low   date	39.6359 EUR (2023/10/25)

### Recent Research

on underlying	on sector	on market	
Date		Headline	Download
2024/08/12		Global Equity Ratings	
2024/08/12		Aktienempfehlungen Global	
2024/07/24		Global Equity Ratings	
2024/07/24		Aktienempfehlungen Global	
2024/07/15		Aktienempfehlungen Global	