

BAYER AG FUTURE (BAYG) - EUX/C13

2024/08/09 18:43:10

Price
26.6947 EUR

Difference  -1.48% (-0.40)

General attributes

Symbol	BAYGC13
Exchange	Eurex
Currency	EUR
Security type	Future
Underlying	BAYER AG
Maturity	08-2025
Contract size	100

Market data

Bid (Bid size)	- EUR (-)
Ask (Ask size)	- EUR (-)
Open	26.6947 EUR
High	26.6947 EUR
Low	26.6947 EUR
Close (prev. day)	27.0951 EUR
Underlying	BAYER AG
Underlying price (date)	25.965 (24/08/09)
Settlement price (date)	26.69 (24/08/09)
Open Interest	0

Performance and Risk

	6m	1y	3y
Perf (%)	-4.43%	-49.06%	-
Perf (abs.)	-1.24	-25.71	-
Beta	-	-	-
Volatility	35.65	36.68	-

Futures and Options

Related Futures	-
Related Options	-

5y












Information about previous performance does not guarantee future performance.
Source: FactSet

Price data

Ø price 5 days Ø volume 5 days (pcs.)	26.8840 EUR (0)
Ø price 30 days Ø volume 30 days (pcs.)	27.6899 EUR (0)
Ø price 100 days Ø volume 100 days (pcs.)	27.8544 EUR (0)
Ø price 250 days Ø volume 250 days (pcs.)	34.9175 EUR (0)
YTD High date	35.7028 EUR (2024/01/09)
YTD Low date	26.0288 EUR (2024/08/06)
52 Weeks High date	53.1166 EUR (2023/08/14)
52 Weeks Low date	26.0288 EUR (2024/08/06)

Recent Research

on underlying	on sector	on market	
Date		Headline	Download
2024/01/23		Global Equity Ratings	
2024/01/23		Aktienempfehlungen Global	
2023/12/21		Global Equity Ratings	
2023/12/21		Aktienempfehlungen Global	
2023/12/07		Global Equity Ratings	