

BEIERSDORF AG FUTURE (BEIG) - EUX/C11

2024/07/29 18:35:09

Price
139.1393 EUR

Difference  0.00% (0.00)

General attributes

Symbol	BEIGC11
Exchange	Eurex
Currency	EUR
Security type	Future
Underlying	BEIERSDORF AG
Maturity	06-2025
Contract size	100

Market data

Bid (Bid size)	- EUR (-)
Ask (Ask size)	- EUR (-)
Open	139.1393 EUR
High	139.1393 EUR
Low	139.1393 EUR
Close (prev. day)	139.1393 EUR
Underlying	BEIERSDORF AG
Underlying price (date)	135.40 (24/07/29)
Settlement price (date)	139.14 (24/07/29)
Open Interest	0

Performance and Risk

	6m	1y	3y
Perf (%)	-0.14%	+13.31%	-
Perf (abs.)	-0.19	+16.34	-
Beta	-	-	-
Volatility	17.74	15.76	-

Futures and Options

Related Futures	-
Related Options	-

5y












Information about previous performance does not guarantee future performance.
Source: FactSet

Price data

Ø price 5 days Ø volume 5 days (pcs.)	139.9353 EUR (0)
Ø price 30 days Ø volume 30 days (pcs.)	141.7852 EUR (0)
Ø price 100 days Ø volume 100 days (pcs.)	139.8499 EUR (0)
Ø price 250 days Ø volume 250 days (pcs.)	134.2041 EUR (0)
YTD High date	150.9234 EUR (2024/06/17)
YTD Low date	132.6602 EUR (2024/04/09)
52 Weeks High date	150.9234 EUR (2024/06/17)
52 Weeks Low date	119.4005 EUR (2023/08/02)

Recent Research

on underlying	on sector	on market	
Date		Headline	Download
2024/07/24		Global Equity Ratings	
2024/07/24		Aktienempfehlungen Global	
2024/07/15		Aktienempfehlungen Global	
2024/07/12		Global Equity Ratings	
2024/06/21		Global Equity Ratings	