

# BEIERSDORF AG FUTURE (BEIG) - EUX/C11

2024/07/11 19:04:05

**Price**  
**141.4706** EUR

**Difference**  **-0.55% (-0.79)**

### General attributes

Symbol	BEIGC11
Exchange	Eurex
Currency	EUR
Security type	Future
Underlying	BEIERSDORF AG
Maturity	05-2025
Contract size	100

### Market data

Bid (Bid size)	- EUR (-)
Ask (Ask size)	- EUR (-)
Open	141.4706 EUR
High	141.4706 EUR
Low	141.4706 EUR
Close (prev. day)	142.2593 EUR
Underlying	BEIERSDORF AG
Underlying price (date)	137.65 (24/07/11)
Settlement price (date)	141.47 (24/07/11)
Open Interest	0

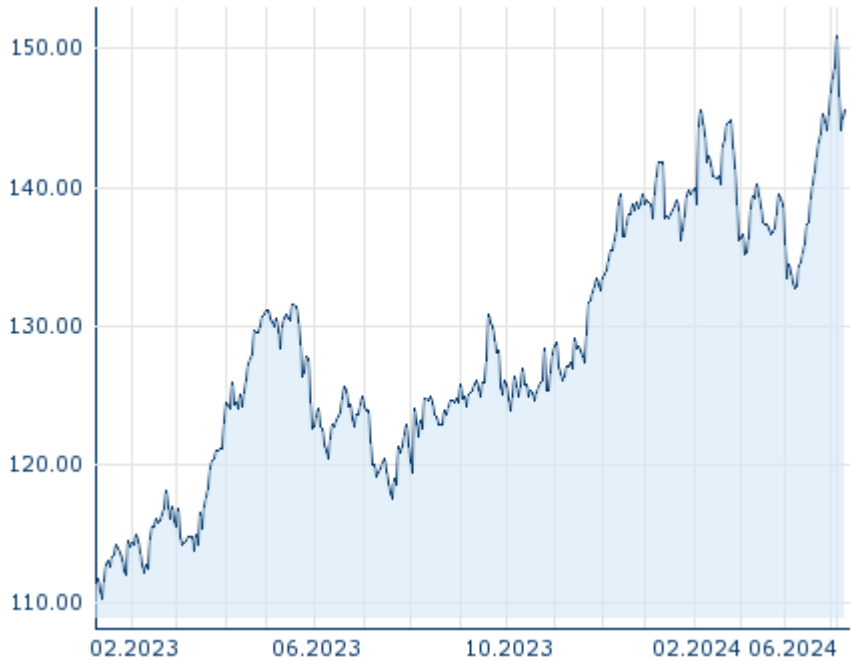
### Performance and Risk

	6m	1y	3y
Perf (%)	+5.22%	+16.17%	-
Perf (abs.)	+7.23	+20.25	-
Beta	-	-	-
Volatility	16.83	15.44	-

### Futures and Options

Related Futures	-
Related Options	-

5y












Information about previous performance does not guarantee future performance.  
Source: FactSet

### Price data

Ø price 5 days   Ø volume 5 days (pcs.)	146.4398 EUR (0)
Ø price 30 days   Ø volume 30 days (pcs.)	- EUR (-)
Ø price 100 days   Ø volume 100 days (pcs.)	140.1865 EUR (0)
Ø price 250 days   Ø volume 250 days (pcs.)	132.2839 EUR (0)
YTD High   date	150.9234 EUR (2024/06/17)
YTD Low   date	132.6602 EUR (2024/04/09)
52 Weeks High   date	150.9234 EUR (2024/06/17)
52 Weeks Low   date	117.4567 EUR (2023/07/20)

### Recent Research

on underlying	on sector	on market	
Date		Headline	Download
2024/06/21		Global Equity Ratings	
2024/06/21		Aktienempfehlungen Global	
2024/06/14		Global Equity Ratings	
2024/06/14		Aktienempfehlungen Global	
2024/05/29		Global Equity Ratings	