

BEIERSDORF AG FUTURE (BEIG) - EUX/C1

2024/07/11 19:04:05

Price
137.7718 EUR

Difference  **-0.55% (-0.77)**

General attributes

Symbol	BEIGC1
Exchange	Eurex
Currency	EUR
Security type	Future
Underlying	BEIERSDORF AG
Maturity	07-2024
Contract size	100

Market data

Bid (Bid size)	- EUR (-)
Ask (Ask size)	- EUR (-)
Open	137.7718 EUR
High	137.7718 EUR
Low	137.7718 EUR
Close (prev. day)	138.5378 EUR
Underlying	BEIERSDORF AG
Underlying price (date)	137.65 (24/07/11)
Settlement price (date)	137.77 (24/07/11)
Open Interest	0

Performance and Risk

	6m	1y	3y
Perf (%)	+4.62%	+15.67%	-
Perf (abs.)	+6.22	+19.10	-
Beta	-	-	-
Volatility	16.79	15.41	-

Futures and Options

Related Futures	-
Related Options	-

5y












Information about previous performance does not guarantee future performance.
Source: FactSet

Price data

Ø price 5 days Ø volume 5 days (pcs.)	141.8716 EUR (0)
Ø price 30 days Ø volume 30 days (pcs.)	- EUR (-)
Ø price 100 days Ø volume 100 days (pcs.)	136.2469 EUR (0)
Ø price 250 days Ø volume 250 days (pcs.)	128.6516 EUR (9)
YTD High date	146.2147 EUR (2024/06/17)
YTD Low date	128.5277 EUR (2024/04/09)
52 Weeks High date	146.2147 EUR (2024/06/17)
52 Weeks Low date	114.3113 EUR (2023/07/20)

Recent Research

on underlying	on sector	on market	
Date		Headline	Download
2024/06/21		Global Equity Ratings	
2024/06/21		Aktienempfehlungen Global	
2024/06/14		Global Equity Ratings	
2024/06/14		Aktienempfehlungen Global	
2024/05/29		Global Equity Ratings	