

BASF SE FUTURE (BASG) - EUX/C11

2024/08/16 19:01:10

Price
41.5034 EUR

Difference  0.83% (0.34)

General attributes

Symbol	BASGC11
Exchange	Eurex
Currency	EUR
Security type	Future
Underlying	BASF SE
Maturity	07-2025
Contract size	100

Market data

Bid (Bid size)	- EUR (-)
Ask (Ask size)	- EUR (-)
Open	41.5034 EUR
High	41.5034 EUR
Low	41.5034 EUR
Close (prev. day)	41.1627 EUR
Underlying	BASF SE
Underlying price (date)	42.55 (24/08/16)
Settlement price (date)	41.59 (24/08/16)
Open Interest	0

Performance and Risk

	6m	1y	3y
Perf (%)	-8.21%	-8.44%	-
Perf (abs.)	-3.68	-3.79	-
Beta	-	-	-
Volatility	30.54	26.66	-

Futures and Options

Related Futures	-
Related Options	-

5y












Information about previous performance does not guarantee future performance.
Source: FactSet

Price data

Ø price 5 days Ø volume 5 days (pcs.)	40.5147 EUR (0)
Ø price 30 days Ø volume 30 days (pcs.)	42.0883 EUR (0)
Ø price 100 days Ø volume 100 days (pcs.)	46.7917 EUR (0)
Ø price 250 days Ø volume 250 days (pcs.)	44.8415 EUR (0)
YTD High date	53.9934 EUR (2024/04/04)
YTD Low date	39.8921 EUR (2024/08/05)
52 Weeks High date	53.9934 EUR (2024/04/04)
52 Weeks Low date	39.7780 EUR (2023/10/25)

Recent Research

on underlying	on sector	on market	
Date		Headline	Download
2024/08/12		Global Equity Ratings	
2024/08/12		Aktienempfehlungen Global	
2024/07/24		Global Equity Ratings	
2024/07/24		Aktienempfehlungen Global	
2024/07/15		Aktienempfehlungen Global	