

BANK OF AMERICA CORP. FUTURE (BACF) - EUX/C13

2024/05/02 18:23:10

Price
37.9473 USD

Difference  -2.06% (-0.80)

General attributes

Symbol	BACFC13
Exchange	Eurex
Currency	USD
Security type	Future
Underlying	BANK OF AMERICA CORP.
Maturity	05-2025
Contract size	100

Market data

Bid (Bid size)	- USD (-)
Ask (Ask size)	- USD (-)
Open	37.9473 USD
High	37.9473 USD
Low	37.9473 USD
Close (prev. day)	38.744 USD
Underlying	BANK OF AMERICA CORP.
Underlying price (date)	36.88 (24/05/02)
Settlement price (date)	37.95 (24/05/02)
Open Interest	0

Performance and Risk

	6m	1y	3y
Perf (%)	+35.34%	+33.21%	-
Perf (abs.)	+9.91	+9.46	-
Beta	-	-	-
Volatility	27.10	26.92	-

Futures and Options

Related Futures	-
Related Options	-












Information about previous performance does not guarantee future performance.
Source: FactSet

Price data

Ø price 5 days Ø volume 5 days (pcs.)	38.7671 USD (0)
Ø price 30 days Ø volume 30 days (pcs.)	38.2511 USD (0)
Ø price 100 days Ø volume 100 days (pcs.)	35.6898 USD (0)
Ø price 250 days Ø volume 250 days (pcs.)	31.9999 USD (0)
YTD High date	39.5871 USD (2024/04/23)
YTD Low date	32.2595 USD (2024/01/18)
52 Weeks High date	39.5871 USD (2024/04/23)
52 Weeks Low date	25.9732 USD (2023/10/30)

Recent Research

on underlying	on sector	on market	
Date		Headline	Download
2024/04/26		Global Equity Ratings	
2024/04/26		Aktienempfehlungen Global	
2024/04/03		Global Equity Ratings	
2024/04/03		Aktienempfehlungen Global	
2024/03/13		Global Equity Ratings	