

METRO AG FUTURE (B4BG) - EUX/C1

2024/08/09 18:43:09

Price
4.3583 EUR

Difference  0.68% (0.03)

General attributes

Symbol	B4BGC1
Exchange	Eurex
Currency	EUR
Security type	Future
Underlying	METRO AG
Maturity	08-2024
Contract size	100

Market data

Bid (Bid size)	- EUR (-)
Ask (Ask size)	- EUR (-)
Open	4.3583 EUR
High	4.3583 EUR
Low	4.3583 EUR
Close (prev. day)	4.3287 EUR
Underlying	METRO AG
Underlying price (date)	4.355 (24/08/09)
Settlement price (date)	4.36 (24/08/09)
Open Interest	0

Performance and Risk

	6m	1y	3y
Perf (%)	-18.29%	-41.98%	-
Perf (abs.)	-0.98	-3.15	-
Beta	-	-	-
Volatility	39.06	35.12	-

Futures and Options

Related Futures	-
Related Options	-













Information about previous performance does not guarantee future performance.
Source: FactSet

Price data

Ø price 5 days Ø volume 5 days (pcs.)	4.2551 EUR (0)
Ø price 30 days Ø volume 30 days (pcs.)	4.2445 EUR (0)
Ø price 100 days Ø volume 100 days (pcs.)	4.6865 EUR (0)
Ø price 250 days Ø volume 250 days (pcs.)	5.7435 EUR (0)
YTD High date	6.4721 EUR (2024/01/02)
YTD Low date	4.0849 EUR (2024/08/05)
52 Weeks High date	7.5963 EUR (2023/08/10)
52 Weeks Low date	4.0849 EUR (2024/08/05)

Recent Research

on sector		on market	
Date		Headline	Download
2024/07/24		Global Equity Ratings	
2024/07/24		Aktienempfehlungen Global	
2024/07/15		Aktienempfehlungen Global	
2024/07/12		Global Equity Ratings	
2024/06/21		Equity Weekly	

5y