

# ALIBABA GROUP HOLDING LTD. FUTURE (BABF) - EUX/C11

2024/07/16 18:49:55

**Price**  
**80.3633** USD

**Difference**  **-0.78% (-0.64)**

**General attributes**

Symbol	BABFC11
Exchange	Eurex
Currency	USD
Security type	Future
Underlying	ALIBABA GROUP HOLDING LTD. SP. ADR
Maturity	05-2025
Contract size	100

**Market data**

Bid (Bid size)	- USD (-)
Ask (Ask size)	- USD (-)
Open	80.3633 USD
High	80.3633 USD
Low	80.3633 USD
Close (prev. day)	80.9989 USD
Underlying	ALIBABA GROUP HOLDING LTD. SP. ADR
Underlying price (date)	78.455 (24/07/16)
Settlement price (date)	80.36 (24/07/16)
Open Interest	0

**Performance and Risk**

	6m	1y	3y
Perf (%)	+6.90%	-18.87%	-
Perf (abs.)	+5.23	-18.84	-
Beta	-	-	-
Volatility	41.17	38.02	-

**Futures and Options**

Related Futures	-
Related Options	-

5y












Information about previous performance does not guarantee future performance.  
Source: FactSet

**Price data**

Ø price 5 days   Ø volume 5 days (pcs.)	- USD (-)
Ø price 30 days   Ø volume 30 days (pcs.)	78.1357 USD (0)
Ø price 100 days   Ø volume 100 days (pcs.)	76.5319 USD (0)
Ø price 250 days   Ø volume 250 days (pcs.)	83.3541 USD (0)
YTD High   date	84.4650 USD (2024/05/06)
YTD Low   date	70.4998 USD (2024/01/19)
52 Weeks High   date	107.0462 USD (2023/07/31)
52 Weeks Low   date	70.4998 USD (2024/01/19)

**Recent Research**

on underlying		on sector	
Date		Headline	Download
2024/07/15		Aktienempfehlungen Global	
2024/07/12		Global Equity Ratings	
2024/06/21		Global Equity Ratings	
2024/06/21		Aktienempfehlungen Global	
2024/06/14		Global Equity Ratings	