

## ALIBABA GROUP HOLDING LTD. FUTURE (BABF) - EUX/C1

2024/08/14 18:36:08

Price  
**79.7837** USD

Difference  -1.40% (-1.14)

## General attributes

Symbol	BABFC1
Exchange	Eurex
Currency	USD
Security type	Future
Underlying	ALIBABA GROUP HOLDING LTD. SP. ADR
Maturity	08-2024
Contract size	100

## Market data

Bid (Bid size)	- USD (-)
Ask (Ask size)	- USD (-)
Open	79.7837 USD
High	79.7837 USD
Low	79.7837 USD
Close (prev. day)	80.9189 USD
Underlying	ALIBABA GROUP HOLDING LTD. SP. ADR
Underlying price (date)	79.47 (24/08/14)
Settlement price (date)	79.78 (24/08/14)
Open Interest	0

## Performance and Risk

	6m	1y	3y
Perf (%)	+9.44%	-15.11%	-
Perf (abs.)	+6.88	-14.20	-
Beta	-	-	-
Volatility	35.62	34.95	-

## Futures and Options

Related Futures	-
Related Options	-











Information about previous performance does not guarantee future performance.  
 Source: FactSet

## Price data

Ø price 5 days   Ø volume 5 days (pcs.)	80.3849 USD (0)
Ø price 30 days   Ø volume 30 days (pcs.)	78.0982 USD (0)
Ø price 100 days   Ø volume 100 days (pcs.)	75.4354 USD (0)
Ø price 250 days   Ø volume 250 days (pcs.)	78.1467 USD (0)
YTD High   date	81.6520 USD (2024/05/06)
YTD Low   date	67.0000 USD (2024/01/19)
52 Weeks High   date	95.4303 USD (2023/09/01)
52 Weeks Low   date	67.0000 USD (2024/01/19)

## Recent Research

on underlying		on sector	
Date		Headline	Download
2024/08/12		Global Equity Ratings	
2024/08/12		Aktienempfehlungen Global	
2024/07/24		Global Equity Ratings	
2024/07/24		Aktienempfehlungen Global	
2024/07/15		Aktienempfehlungen Global	