

ALIBABA GROUP HOLDING LTD. FUTURE (BABF) - EUX/C1

2024/07/16 18:49:55

Price
77.9982 USDDifference  -0.77% (-0.61)

General attributes

Symbol	BABFC1
Exchange	Eurex
Currency	USD
Security type	Future
Underlying	ALIBABA GROUP HOLDING LTD. SP. ADR
Maturity	07-2024
Contract size	100

Market data

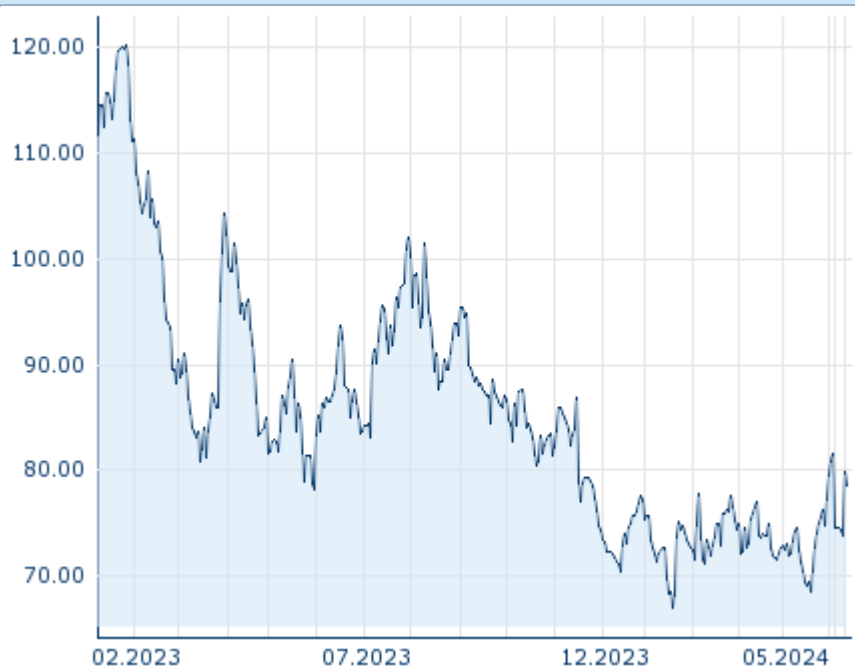
Bid (Bid size)	- USD (-)
Ask (Ask size)	- USD (-)
Open	77.9982 USD
High	77.9982 USD
Low	77.9982 USD
Close (prev. day)	78.6062 USD
Underlying	ALIBABA GROUP HOLDING LTD. SP. ADR
Underlying price (date)	78.255 (24/07/16)
Settlement price (date)	78.00 (24/07/16)
Open Interest	0

Performance and Risk

	6m	1y	3y
Perf (%)	+8.16%	-17.52%	-
Perf (abs.)	+5.93	-16.70	-
Beta	-	-	-
Volatility	41.14	37.62	-

Futures and Options

Related Futures	-
Related Options	-










Information about previous performance does not guarantee future performance.
Source: FactSet

Price data

Ø price 5 days Ø volume 5 days (pcs.)	- USD (-)
Ø price 30 days Ø volume 30 days (pcs.)	75.7650 USD (0)
Ø price 100 days Ø volume 100 days (pcs.)	74.1126 USD (0)
Ø price 250 days Ø volume 250 days (pcs.)	79.9745 USD (0)
YTD High date	81.6520 USD (2024/05/06)
YTD Low date	67.0000 USD (2024/01/19)
52 Weeks High date	102.0333 USD (2023/07/31)
52 Weeks Low date	67.0000 USD (2024/01/19)

Recent Research

on underlying		on sector	
Date		Headline	Download
2024/07/15		Aktienempfehlungen Global	
2024/07/12		Global Equity Ratings	
2024/06/21		Global Equity Ratings	
2024/06/21		Aktienempfehlungen Global	
2024/06/14		Global Equity Ratings	