

ALIBABA GROUP HOLDING LTD. FUTURE (BABF) - EUX/C1

2024/07/16 18:49:55

Price
77.9982 USDDifference  -0.77% (-0.61)

General attributes

| | |
|---------------|------------------------------------|
| Symbol | BABFC1 |
| Exchange | Eurex |
| Currency | USD |
| Security type | Future |
| Underlying | ALIBABA GROUP HOLDING LTD. SP. ADR |
| Maturity | 07-2024 |
| Contract size | 100 |

Market data

| | |
|-------------------------|------------------------------------|
| Bid (Bid size) | - USD (-) |
| Ask (Ask size) | - USD (-) |
| Open | 77.9982 USD |
| High | 77.9982 USD |
| Low | 77.9982 USD |
| Close (prev. day) | 78.6062 USD |
| Underlying | ALIBABA GROUP HOLDING LTD. SP. ADR |
| Underlying price (date) | 78.38 (24/07/16) |
| Settlement price (date) | 78.00 (24/07/16) |
| Open Interest | 0 |

Performance and Risk

| | 6m | 1y | 3y |
|-------------|--------|---------|----|
| Perf (%) | +8.16% | -17.52% | - |
| Perf (abs.) | +5.93 | -16.70 | - |
| Beta | - | - | - |
| Volatility | 41.14 | 37.62 | - |

Futures and Options

| | |
|-----------------|---|
| Related Futures | - |
| Related Options | - |











5y

Information about previous performance does not guarantee future performance.
Source: FactSet

Price data

| | |
|---|---------------------------|
| Ø price 5 days Ø volume 5 days (pcs.) | - USD (-) |
| Ø price 30 days Ø volume 30 days (pcs.) | 75.7650 USD (0) |
| Ø price 100 days Ø volume 100 days (pcs.) | 74.1126 USD (0) |
| Ø price 250 days Ø volume 250 days (pcs.) | 79.9745 USD (0) |
| YTD High date | 81.6520 USD (2024/05/06) |
| YTD Low date | 67.0000 USD (2024/01/19) |
| 52 Weeks High date | 102.0333 USD (2023/07/31) |
| 52 Weeks Low date | 67.0000 USD (2024/01/19) |

Recent Research

| on underlying | | on sector | |
|---------------|---|---------------------------|---|
| Date | | Headline | Download |
| 2024/07/15 |  | Aktienempfehlungen Global |  |
| 2024/07/12 |  | Global Equity Ratings |  |
| 2024/06/21 |  | Global Equity Ratings |  |
| 2024/06/21 |  | Aktienempfehlungen Global |  |
| 2024/06/14 |  | Global Equity Ratings |  |