

ALIBABA GROUP HOLDING LTD. FUTURE (BABF) - EUX/C12

2024/07/16 18:49:55

Price
80.7069 USD

Difference  **-0.78% (-0.63)**

General attributes

Symbol: BABFC12
 Exchange: Eurex
 Currency: USD
 Security type: Future
 Underlying: ALIBABA GROUP HOLDING LTD. SP. ADR
 Maturity: 06-2025
 Contract size: 100

Market data

Bid (Bid size): - USD (-)
 Ask (Ask size): - USD (-)
 Open: 80.7069 USD
 High: 80.7069 USD
 Low: 80.7069 USD
 Close (prev. day): 81.3393 USD
 Underlying: ALIBABA GROUP HOLDING LTD. SP. ADR
 Underlying price (date): 78.5599 (24/07/16)
 Settlement price (date): 80.71 (24/07/16)
 Open Interest: 0

Performance and Risk

	6m	1y	3y
Perf (%)	+6.92%	-18.93%	-
Perf (abs.)	+5.27	-18.99	-
Beta	-	-	-
Volatility	41.31	38.03	-

Futures and Options

Related Futures: -
 Related Options: -












Information about previous performance does not guarantee future performance.
 Source: FactSet

Price data

Ø price 5 days | Ø volume 5 days (pcs.): - USD (-)
 Ø price 30 days | Ø volume 30 days (pcs.): 78.4467 USD (0)
 Ø price 100 days | Ø volume 100 days (pcs.): 76.8383 USD (0)
 Ø price 250 days | Ø volume 250 days (pcs.): 83.6052 USD (0)
 YTD High | date: 84.7737 USD (2024/05/06)
 YTD Low | date: 70.3333 USD (2024/01/22)
 52 Weeks High | date: 107.5011 USD (2023/07/31)
 52 Weeks Low | date: 70.3333 USD (2024/01/22)

Recent Research

on underlying		on sector	
Date		Headline	Download
2024/07/15		Aktienempfehlungen Global	
2024/07/12		Global Equity Ratings	
2024/06/21		Global Equity Ratings	
2024/06/21		Aktienempfehlungen Global	
2024/06/14		Global Equity Ratings	