

## ALIBABA GROUP HOLDING LTD. FUTURE (BABF) - EUX/C12

2024/05/06 18:29:21

Price  
84.7737 USD

Difference  0.91% (0.77)

## General attributes

Symbol	BABFC12
Exchange	Eurex
Currency	USD
Security type	Future
Underlying	ALIBABA GROUP HOLDING LTD. SP. ADR
Maturity	04-2025
Contract size	100

## Market data

Bid (Bid size)	- USD (-)
Ask (Ask size)	- USD (-)
Open	84.7737 USD
High	84.7737 USD
Low	84.7737 USD
Close (prev. day)	84.0066 USD
Underlying	ALIBABA GROUP HOLDING LTD. SP. ADR
Underlying price (date)	80.04 (24/05/10)
Settlement price (date)	82.99 (24/05/10)
Open Interest	0

## Performance and Risk

	6m	1y	3y
Perf (%)	-6.26%	-2.46%	-
Perf (abs.)	-5.66	-2.14	-
Beta	-	-	-
Volatility	35.59	37.49	-

## Futures and Options

Related Futures	-
Related Options	-












Information about previous performance does not guarantee future performance.  
Source: FactSet

## Price data

Ø price 5 days   Ø volume 5 days (pcs.)	81.6229 USD (0)
Ø price 30 days   Ø volume 30 days (pcs.)	76.0814 USD (0)
Ø price 100 days   Ø volume 100 days (pcs.)	76.4285 USD (0)
Ø price 250 days   Ø volume 250 days (pcs.)	85.3651 USD (0)
YTD High   date	84.7737 USD (2024/05/06)
YTD Low   date	70.3333 USD (2024/01/22)
52 Weeks High   date	107.5011 USD (2023/07/31)
52 Weeks Low   date	70.3333 USD (2024/01/22)

## Recent Research

on underlying		on sector	
Date		Headline	Download
2024/04/26		Global Equity Ratings	
2024/04/26		Aktienempfehlungen Global	
2024/04/03		Global Equity Ratings	
2024/04/03		Aktienempfehlungen Global	
2024/03/13		Global Equity Ratings	