

ALIBABA GROUP HOLDING LTD. FUTURE (BABF) - EUX/C13

2024/07/16 18:49:55

Price
80.9747 USDDifference  -0.77% (-0.63)

General attributes

Symbol	BABFC13
Exchange	Eurex
Currency	USD
Security type	Future
Underlying	ALIBABA GROUP HOLDING LTD. SP. ADR
Maturity	07-2025
Contract size	100

Market data

Bid (Bid size)	- USD (-)
Ask (Ask size)	- USD (-)
Open	80.9747 USD
High	80.9747 USD
Low	80.9747 USD
Close (prev. day)	81.6043 USD
Underlying	ALIBABA GROUP HOLDING LTD. SP. ADR
Underlying price (date)	78.185 (24/07/16)
Settlement price (date)	80.97 (24/07/16)
Open Interest	0

Performance and Risk

	6m	1y	3y
Perf (%)	+8.37%	-18.98%	-
Perf (abs.)	+6.30	-19.12	-
Beta	-	-	-
Volatility	43.00	39.20	-

Futures and Options











Related Futures	-
Related Options	-



Price data

Ø price 5 days Ø volume 5 days (pcs.)	- USD (-)
Ø price 30 days Ø volume 30 days (pcs.)	78.7753 USD (0)
Ø price 100 days Ø volume 100 days (pcs.)	77.2026 USD (0)
Ø price 250 days Ø volume 250 days (pcs.)	83.9135 USD (0)
YTD High date	85.1029 USD (2024/05/06)
YTD Low date	70.0392 USD (2024/01/19)
52 Weeks High date	107.9347 USD (2023/07/31)
52 Weeks Low date	70.0392 USD (2024/01/19)

Recent Research

on underlying		on sector	
Date		Headline	Download
2024/07/15		Aktienempfehlungen Global	
2024/07/12		Global Equity Ratings	
2024/06/21		Global Equity Ratings	
2024/06/21		Aktienempfehlungen Global	
2024/06/14		Global Equity Ratings	

5y