

## ALIBABA GROUP HOLDING LTD. FUTURE (BABF) - EUX/C13

2024/06/21 19:16:57

Price  
**76.9035** USDDifference  -0.60% (-0.46)

## General attributes

Symbol	BABFC13
Exchange	Eurex
Currency	USD
Security type	Future
Underlying	ALIBABA GROUP HOLDING LTD. SP. ADR
Maturity	07-2025
Contract size	100

## Market data

Bid (Bid size)	- USD (-)
Ask (Ask size)	- USD (-)
Open	76.9035 USD
High	76.9035 USD
Low	76.9035 USD
Close (prev. day)	77.368 USD
Underlying	ALIBABA GROUP HOLDING LTD. SP. ADR
Underlying price (date)	73.67 (24/06/21)
Settlement price (date)	- (-)
Open Interest	0

## Performance and Risk

	6m	1y	3y
Perf (%)	-2.20%	-17.07%	-
Perf (abs.)	-1.73	-15.83	-
Beta	-	-	-
Volatility	39.49	38.94	-

## Futures and Options

Related Futures	-
Related Options	-

5y












Information about previous performance does not guarantee future performance.  
Source: FactSet

## Price data

Ø price 5 days   Ø volume 5 days (pcs.)	77.3637 USD (0)
Ø price 30 days   Ø volume 30 days (pcs.)	- USD (-)
Ø price 100 days   Ø volume 100 days (pcs.)	76.9160 USD (0)
Ø price 250 days   Ø volume 250 days (pcs.)	84.7326 USD (0)
YTD High   date	85.1029 USD (2024/05/06)
YTD Low   date	70.0392 USD (2024/01/19)
52 Weeks High   date	107.9347 USD (2023/07/31)
52 Weeks Low   date	70.0392 USD (2024/01/19)

## Recent Research

on underlying		on sector	
Date		Headline	Download
2024/06/21		Global Equity Ratings	
2024/06/21		Aktienempfehlungen Global	
2024/06/14		Global Equity Ratings	
2024/06/14		Aktienempfehlungen Global	
2024/05/29		Global Equity Ratings	