

ALIBABA GROUP HOLDING LTD. FUTURE (BABF) - EUX/C13

2024/05/06 18:29:21

Price
85.1029 USDDifference  0.91% (0.77)

General attributes

Symbol	BABFC13
Exchange	Eurex
Currency	USD
Security type	Future
Underlying	ALIBABA GROUP HOLDING LTD. SP. ADR
Maturity	06-2025
Contract size	100

Market data

Bid (Bid size)	- USD (-)
Ask (Ask size)	- USD (-)
Open	85.1029 USD
High	85.1029 USD
Low	85.1029 USD
Close (prev. day)	84.3319 USD
Underlying	ALIBABA GROUP HOLDING LTD. SP. ADR
Underlying price (date)	81.03 (24/05/23)
Settlement price (date)	85.80 (24/05/22)
Open Interest	0

Performance and Risk

	6m	1y	3y
Perf (%)	-6.26%	-2.39%	-
Perf (abs.)	-5.69	-2.08	-
Beta	-	-	-
Volatility	36.98	39.14	-

Futures and Options

Related Futures	-
Related Options	-

5y












Information about previous performance does not guarantee future performance.
Source: FactSet

Price data

Ø price 5 days Ø volume 5 days (pcs.)	81.9467 USD (0)
Ø price 30 days Ø volume 30 days (pcs.)	76.4354 USD (0)
Ø price 100 days Ø volume 100 days (pcs.)	76.6078 USD (0)
Ø price 250 days Ø volume 250 days (pcs.)	85.7017 USD (0)
YTD High date	85.1029 USD (2024/05/06)
YTD Low date	70.0392 USD (2024/01/19)
52 Weeks High date	107.9347 USD (2023/07/31)
52 Weeks Low date	70.0392 USD (2024/01/19)

Recent Research

on underlying		on sector	
Date		Headline	Download
2024/04/26		Global Equity Ratings	
2024/04/26		Aktienempfehlungen Global	
2024/04/03		Global Equity Ratings	
2024/04/03		Aktienempfehlungen Global	
2024/03/13		Global Equity Ratings	