

ALIBABA GROUP HOLDING LTD. FUTURE (BABF) - EUX/C13

2024/05/06 18:29:21

Price
85.1029 USD

Difference  0.91% (0.77)

General attributes

| | |
|---------------|------------------------------------|
| Symbol | BABFC13 |
| Exchange | Eurex |
| Currency | USD |
| Security type | Future |
| Underlying | ALIBABA GROUP HOLDING LTD. SP. ADR |
| Maturity | 05-2025 |
| Contract size | 100 |

Market data

| | |
|-------------------------|------------------------------------|
| Bid (Bid size) | - USD (-) |
| Ask (Ask size) | - USD (-) |
| Open | 85.1029 USD |
| High | 85.1029 USD |
| Low | 85.1029 USD |
| Close (prev. day) | 84.3319 USD |
| Underlying | ALIBABA GROUP HOLDING LTD. SP. ADR |
| Underlying price (date) | 80.04 (24/05/10) |
| Settlement price (date) | 83.31 (24/05/10) |
| Open Interest | 0 |

Performance and Risk

| | 6m | 1y | 3y |
|-------------|--------|--------|----|
| Perf (%) | -6.26% | -2.39% | - |
| Perf (abs.) | -5.69 | -2.08 | - |
| Beta | - | - | - |
| Volatility | 36.98 | 39.14 | - |

Futures and Options

| | |
|-----------------|---|
| Related Futures | - |
| Related Options | - |

5y













Information about previous performance does not guarantee future performance.
Source: FactSet

Price data

| | |
|---|---------------------------|
| Ø price 5 days Ø volume 5 days (pcs.) | 81.9467 USD (0) |
| Ø price 30 days Ø volume 30 days (pcs.) | 76.4354 USD (0) |
| Ø price 100 days Ø volume 100 days (pcs.) | 76.6078 USD (0) |
| Ø price 250 days Ø volume 250 days (pcs.) | 85.7017 USD (0) |
| YTD High date | 85.1029 USD (2024/05/06) |
| YTD Low date | 70.0392 USD (2024/01/19) |
| 52 Weeks High date | 107.9347 USD (2023/07/31) |
| 52 Weeks Low date | 70.0392 USD (2024/01/19) |

Recent Research

| on underlying | | on sector | |
|---------------|---|---------------------------|---|
| Date | | Headline | Download |
| 2024/04/26 |  | Global Equity Ratings |  |
| 2024/04/26 |  | Aktienempfehlungen Global |  |
| 2024/04/03 |  | Global Equity Ratings |  |
| 2024/04/03 |  | Aktienempfehlungen Global |  |
| 2024/03/13 |  | Global Equity Ratings |  |