

# METRO AG FUTURE (B4BG) - EUX/C13

2024/09/16 18:46:35

Price  
**4.6355** EUR

Difference  1.10% (0.05)

### General attributes

Symbol	B4BGC13
Exchange	Eurex
Currency	EUR
Security type	Future
Underlying	METRO AG
Maturity	09-2025
Contract size	100

### Market data

Bid (Bid size)	- EUR (-)
Ask (Ask size)	- EUR (-)
Open	4.6355 EUR
High	4.6355 EUR
Low	4.6355 EUR
Close (prev. day)	4.585 EUR
Underlying	METRO AG
Underlying price (date)	4.715 (24/09/17)
Settlement price (date)	4.64 (24/09/16)
Open Interest	0

### Performance and Risk

	6m	1y	3y
Perf (%)	-6.58%	-34.32%	-
Perf (abs.)	-0.33	-2.42	-
Beta	-	-	-
Volatility	39.53	33.67	-

### Futures and Options

Related Futures	-
Related Options	-

5y












Information about previous performance does not guarantee future performance.  
Source: FactSet

### Price data

Ø price 5 days   Ø volume 5 days (pcs.)	4.5697 EUR (0)
Ø price 30 days   Ø volume 30 days (pcs.)	4.5374 EUR (0)
Ø price 100 days   Ø volume 100 days (pcs.)	4.4659 EUR (0)
Ø price 250 days   Ø volume 250 days (pcs.)	5.4289 EUR (0)
YTD High   date	6.1351 EUR (2024/01/02)
YTD Low   date	4.0296 EUR (2024/08/05)
52 Weeks High   date	7.1504 EUR (2023/09/19)
52 Weeks Low   date	4.0296 EUR (2024/08/05)

### Recent Research

on sector		on market	
Date		Headline	Download
2024/09/11		Global Equity Ratings	
2024/09/11		Aktienempfehlungen Global	
2024/09/05		Global Equity Ratings	
2024/09/05		Aktienempfehlungen Global	
2024/08/12		Global Equity Ratings	