

METRO AG FUTURE (B4BG) - EUX/C13

2024/08/09 18:43:09

Price
4.3082 EUR

Difference  0.72% (0.03)

General attributes

Symbol	B4BGC13
Exchange	Eurex
Currency	EUR
Security type	Future
Underlying	METRO AG
Maturity	08-2025
Contract size	100

Market data

Bid (Bid size)	- EUR (-)
Ask (Ask size)	- EUR (-)
Open	4.3082 EUR
High	4.3082 EUR
Low	4.3082 EUR
Close (prev. day)	4.2775 EUR
Underlying	METRO AG
Underlying price (date)	4.355 (24/08/09)
Settlement price (date)	4.31 (24/08/09)
Open Interest	0

Performance and Risk

	6m	1y	3y
Perf (%)	-19.92%	-44.43%	-
Perf (abs.)	-1.07	-3.45	-
Beta	-	-	-
Volatility	41.17	35.29	-

Futures and Options

Related Futures	-
Related Options	-

5y












Information about previous performance does not guarantee future performance.
Source: FactSet

Price data

Ø price 5 days Ø volume 5 days (pcs.)	4.2022 EUR (0)
Ø price 30 days Ø volume 30 days (pcs.)	4.2039 EUR (0)
Ø price 100 days Ø volume 100 days (pcs.)	4.6788 EUR (0)
Ø price 250 days Ø volume 250 days (pcs.)	5.7697 EUR (0)
YTD High date	6.1351 EUR (2024/01/02)
YTD Low date	4.0296 EUR (2024/08/05)
52 Weeks High date	7.8419 EUR (2023/08/10)
52 Weeks Low date	4.0296 EUR (2024/08/05)

Recent Research

on sector		on market	
Date		Headline	Download
2024/07/24		Global Equity Ratings	
2024/07/24		Aktienempfehlungen Global	
2024/07/15		Aktienempfehlungen Global	
2024/07/12		Global Equity Ratings	
2024/06/21		Equity Weekly	