

ASR NEDERLAND N.V. FUTURE (ASRF) - EUX/C10

2024/07/26 18:34:53

Price
46.5552 EUR

Difference  1.45% (0.67)

General attributes

Symbol	ASRFC10
Exchange	Eurex
Currency	EUR
Security type	Future
Underlying	ASR NEDERLAND N.V.
Maturity	05-2025
Contract size	100

Market data

Bid (Bid size)	- EUR (-)
Ask (Ask size)	- EUR (-)
Open	46.5552 EUR
High	46.5552 EUR
Low	46.5552 EUR
Close (prev. day)	45.8891 EUR
Underlying	ASR NEDERLAND N.V.
Underlying price (date)	46.12 (24/07/26)
Settlement price (date)	46.56 (24/07/26)
Open Interest	0

Performance and Risk

	6m	1y	3y
Perf (%)	+10.51%	+12.12%	-
Perf (abs.)	+4.43	+5.03	-
Beta	-	-	-
Volatility	17.00	28.64	-

Futures and Options

Related Futures	-
Related Options	-

5y












Information about previous performance does not guarantee future performance.
Source: FactSet

Price data

Ø price 5 days Ø volume 5 days (pcs.)	46.4483 EUR (0)
Ø price 30 days Ø volume 30 days (pcs.)	45.5857 EUR (0)
Ø price 100 days Ø volume 100 days (pcs.)	44.1852 EUR (0)
Ø price 250 days Ø volume 250 days (pcs.)	40.9985 EUR (0)
YTD High date	46.7126 EUR (2024/07/23)
YTD Low date	40.2481 EUR (2024/03/04)
52 Weeks High date	46.7126 EUR (2024/07/23)
52 Weeks Low date	34.1682 EUR (2023/10/23)

Recent Research

on sector		on market	
Date		Headline	Download
2024/07/24		Global Equity Ratings	
2024/07/24		Aktienempfehlungen Global	
2024/07/19		Equity Weekly	
2024/07/15		Aktienempfehlungen Global	
2024/07/12		Global Equity Ratings	