

# ALIBABA GROUP HOLDING LTD. FUTURE (BABF) - EUX/C10

2024/08/14 18:36:08

Price  
**81.6646** USD

Difference  -1.42% (-1.18)

### General attributes

Symbol	BABFC10
Exchange	Eurex
Currency	USD
Security type	Future
Underlying	ALIBABA GROUP HOLDING LTD. SP. ADR
Maturity	05-2025
Contract size	100

### Market data

Bid (Bid size)	- USD (-)
Ask (Ask size)	- USD (-)
Open	81.6646 USD
High	81.6646 USD
Low	81.6646 USD
Close (prev. day)	82.8442 USD
Underlying	ALIBABA GROUP HOLDING LTD. SP. ADR
Underlying price (date)	79.47 (24/08/14)
Settlement price (date)	81.66 (24/08/14)
Open Interest	0

### Performance and Risk

	6m	1y	3y
Perf (%)	+7.59%	-16.85%	-
Perf (abs.)	+5.76	-16.55	-
Beta	-	-	-
Volatility	33.31	34.14	-

### Futures and Options

Related Futures	-
Related Options	-

5y












Information about previous performance does not guarantee future performance.  
Source: FactSet

### Price data

Ø price 5 days   Ø volume 5 days (pcs.)	82.2983 USD (0)
Ø price 30 days   Ø volume 30 days (pcs.)	79.6146 USD (0)
Ø price 100 days   Ø volume 100 days (pcs.)	77.4710 USD (0)
Ø price 250 days   Ø volume 250 days (pcs.)	80.9403 USD (0)
YTD High   date	84.1410 USD (2024/05/06)
YTD Low   date	70.2497 USD (2024/01/19)
52 Weeks High   date	99.7432 USD (2023/09/01)
52 Weeks Low   date	70.2497 USD (2024/01/19)

### Recent Research

on underlying		on sector	
Date		Headline	Download
2024/08/12		Global Equity Ratings	
2024/08/12		Aktienempfehlungen Global	
2024/07/24		Global Equity Ratings	
2024/07/24		Aktienempfehlungen Global	
2024/07/15		Aktienempfehlungen Global	