


ALIBABA GROUP HOLDING LTD. FUTURE (BABF) - EUX/C10

2024/08/14 18:36:08

Price
81.6646 USD

Difference  **-1.42% (-1.18)**

General attributes

Symbol: BABFC10
 Exchange: Eurex
 Currency: USD
 Security type: Future
 Underlying: ALIBABA GROUP HOLDING LTD. SP. ADR
 Maturity: 05-2025
 Contract size: 100

Market data

Bid (Bid size): - USD (-)
 Ask (Ask size): - USD (-)
 Open: 81.6646 USD
 High: 81.6646 USD
 Low: 81.6646 USD
 Close (prev. day): 82.8442 USD
 Underlying: ALIBABA GROUP HOLDING LTD. SP. ADR
 Underlying price (date): 79.47 (24/08/14)
 Settlement price (date): 81.66 (24/08/14)
 Open Interest: 0

Performance and Risk

	6m	1y	3y
Perf (%)	+7.59%	-16.85%	-
Perf (abs.)	+5.76	-16.55	-
Beta	-	-	-
Volatility	33.31	34.14	-

Futures and Options

Related Futures: -
 Related Options: -












Information about previous performance does not guarantee future performance.
 Source: FactSet

Price data

Ø price 5 days Ø volume 5 days (pcs.)	82.2983 USD (0)
Ø price 30 days Ø volume 30 days (pcs.)	79.6146 USD (0)
Ø price 100 days Ø volume 100 days (pcs.)	77.4710 USD (0)
Ø price 250 days Ø volume 250 days (pcs.)	80.9403 USD (0)
YTD High date	84.1410 USD (2024/05/06)
YTD Low date	70.2497 USD (2024/01/19)
52 Weeks High date	99.7432 USD (2023/09/01)
52 Weeks Low date	70.2497 USD (2024/01/19)

Recent Research

on underlying		on sector	
Date		Headline	Download
2024/08/12		Global Equity Ratings	
2024/08/12		Aktienempfehlungen Global	
2024/07/24		Global Equity Ratings	
2024/07/24		Aktienempfehlungen Global	
2024/07/15		Aktienempfehlungen Global	