


ALIBABA GROUP HOLDING LTD. FUTURE (BABF) - EUX/C10

2024/07/16 18:49:55

Price
80.0719 USD

Difference  **-0.79% (-0.64)**

General attributes

Symbol BABFC10
Exchange Eurex
Currency USD
Security type Future
Underlying ALIBABA GROUP HOLDING LTD. SP. ADR
Maturity 04-2025
Contract size 100

Market data

Bid (Bid size) - USD (-)
Ask (Ask size) - USD (-)
Open 80.0719 USD
High 80.0719 USD
Low 80.0719 USD
Close (prev. day) 80.7085 USD
Underlying ALIBABA GROUP HOLDING LTD. SP. ADR
Underlying price (date) 78.38 (24/07/16)
Settlement price (date) 80.07 (24/07/16)
Open Interest 0

Performance and Risk

	6m	1y	3y
Perf (%)	+6.88%	-18.83%	-
Perf (abs.)	+5.19	-18.73	-
Beta	-	-	-
Volatility	38.49	36.95	-

Futures and Options

Related Futures -
Related Options -












Information about previous performance does not guarantee future performance.
 Source: FactSet

Price data

Ø price 5 days Ø volume 5 days (pcs.)	79.7772 USD (0)
Ø price 30 days Ø volume 30 days (pcs.)	77.7155 USD (0)
Ø price 100 days Ø volume 100 days (pcs.)	76.5949 USD (0)
Ø price 250 days Ø volume 250 days (pcs.)	82.9599 USD (0)
YTD High date	84.1410 USD (2024/05/06)
YTD Low date	70.2497 USD (2024/01/19)
52 Weeks High date	106.4775 USD (2023/07/31)
52 Weeks Low date	70.2497 USD (2024/01/19)

Recent Research

on underlying		on sector	
Date		Headline	Download
2024/07/15		Aktienempfehlungen Global	
2024/07/12		Global Equity Ratings	
2024/06/21		Global Equity Ratings	
2024/06/21		Aktienempfehlungen Global	
2024/06/14		Global Equity Ratings	