

AMAZON.COM INC. FUTURE (AMZF) - EUX/C8

2024/04/25 18:46:22

Price
177.9436 USD

Difference  **-2.82% (-5.16)**

General attributes

Symbol	AMZFC8
Exchange	Eurex
Currency	USD
Security type	Future
Underlying	AMAZON.COM INC.
Maturity	12-2024
Contract size	2,000

Market data

Bid (Bid size)	- USD (-)
Ask (Ask size)	- USD (-)
Open	177.9436 USD
High	177.9436 USD
Low	177.9436 USD
Close (prev. day)	183.0998 USD
Underlying	AMAZON.COM INC.
Underlying price (date)	173.67 (24/04/25)
Settlement price (date)	177.94 (24/04/25)
Open Interest	165

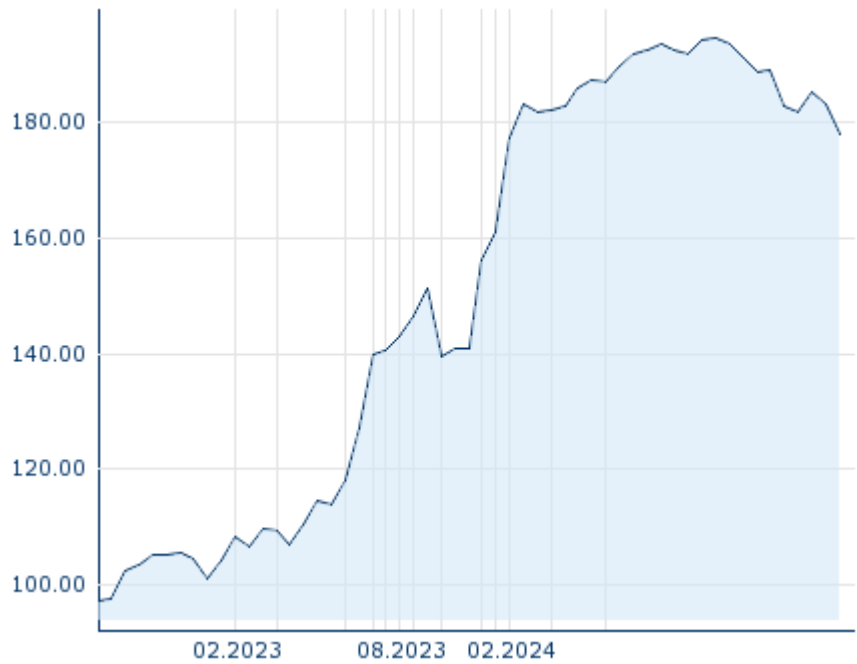
Performance and Risk

	6m	1y	3y
Perf (%)	+26.26%	+61.18%	-
Perf (abs.)	+37.01	+67.54	-
Beta	-	-	-
Volatility	38.22	56.07	-

Futures and Options

Related Futures	-
Related Options	-

5y












Information about previous performance does not guarantee future performance.
Source: FactSet

Price data

Ø price 5 days Ø volume 5 days (pcs.)	182.1892 USD (0)
Ø price 30 days Ø volume 30 days (pcs.)	188.2035 USD (0)
Ø price 100 days Ø volume 100 days (pcs.)	186.2949 USD (0)
Ø price 250 days Ø volume 250 days (pcs.)	172.6452 USD (0)
YTD High date	194.6674 USD (2024/04/12)
YTD Low date	161.0051 USD (2024/01/19)
52 Weeks High date	194.6674 USD (2024/04/12)
52 Weeks Low date	113.7881 USD (2023/04/28)

Recent Research

on underlying	on sector	on market	
Date		Headline	Download
2024/04/03		Global Equity Ratings	
2024/04/03		Aktienempfehlungen Global	
2024/03/13		Global Equity Ratings	
2024/03/13		Aktienempfehlungen Global	
2024/02/22		Aktienempfehlungen Global	