

# AMGEN INC. FUTURE (AMGF) - EUX/C11

2024/04/25 18:46:22

**Price**  
**272.2031** USD

**Difference**  **-2.03% (-5.63)**

**General attributes**

Symbol	AMGFC11
Exchange	Eurex
Currency	USD
Security type	Future
Underlying	AMGEN INC.
Maturity	03-2025
Contract size	100

**Market data**

Bid (Bid size)	- USD (-)
Ask (Ask size)	- USD (-)
Open	272.2031 USD
High	272.2031 USD
Low	272.2031 USD
Close (prev. day)	277.8337 USD
Underlying	AMGEN INC.
Underlying price (date)	270.375 (24/04/25)
Settlement price (date)	272.20 (24/04/25)
Open Interest	0

**Performance and Risk**

	6m	1y	3y
Perf (%)	-1.83%	+11.73%	-
Perf (abs.)	-5.17	+29.17	-
Beta	-	-	-
Volatility	22.15	22.45	-

**Futures and Options**

Related Futures	-
Related Options	-

5y












Information about previous performance does not guarantee future performance.  
 Source: FactSet

**Price data**

Ø price 5 days   Ø volume 5 days (pcs.)	273.6503 USD (0)
Ø price 30 days   Ø volume 30 days (pcs.)	276.9535 USD (0)
Ø price 100 days   Ø volume 100 days (pcs.)	291.4208 USD (0)
Ø price 250 days   Ø volume 250 days (pcs.)	268.6576 USD (0)
YTD High   date	328.7039 USD (2024/02/02)
YTD Low   date	266.9256 USD (2024/04/17)
52 Weeks High   date	328.7039 USD (2024/02/02)
52 Weeks Low   date	219.7100 USD (2023/06/01)

**Recent Research**

on underlying	on sector	on market	
Date		Headline	Download
2024/04/03		Global Equity Ratings	
2024/04/03		Aktienempfehlungen Global	
2024/03/13		Global Equity Ratings	
2024/03/13		Aktienempfehlungen Global	
2024/02/22		Aktienempfehlungen Global	