

## ALSTOM S.A. FUTURE (AOMJ) - EUX/C13

2024/08/06 18:38:51

Price  
**17.0408** EURDifference  -1.75% (-0.30)

## General attributes

Symbol	AOMJC13
Exchange	Eurex
Currency	EUR
Security type	Future
Underlying	ALSTOM SA
Maturity	12-2026
Contract size	106

## Market data

Bid (Bid size)	- EUR (-)
Ask (Ask size)	- EUR (-)
Open	17.0408 EUR
High	17.0408 EUR
Low	17.0408 EUR
Close (prev. day)	17.3438 EUR
Underlying	ALSTOM SA
Underlying price (date)	18.24 (24/09/03)
Settlement price (date)	18.90 (24/09/02)
Open Interest	0

## Performance and Risk

	6m	1y	3y
Perf (%)	+42.88%	-38.28%	-
Perf (abs.)	+5.11	-10.57	-
Beta	-	-	-
Volatility	42.45	69.44	-

## Futures and Options

Related Futures	-
Related Options	-












Information about previous performance does not guarantee future performance.  
Source: FactSet

## Price data

Ø price 5 days   Ø volume 5 days (pcs.)	- EUR (-)
Ø price 30 days   Ø volume 30 days (pcs.)	17.7228 EUR (0)
Ø price 100 days   Ø volume 100 days (pcs.)	15.5162 EUR (0)
Ø price 250 days   Ø volume 250 days (pcs.)	15.5737 EUR (0)
YTD High   date	18.1738 EUR (2024/07/18)
YTD Low   date	11.3671 EUR (2024/01/19)
52 Weeks High   date	27.3148 EUR (2023/08/07)
52 Weeks Low   date	11.0944 EUR (2023/12/13)

## Recent Research

on underlying	on sector	on market	
Date		Headline	Download
2022/05/04		Global Equity Ratings	
2022/05/04		Aktienempfehlungen Global	
2022/04/27		Global Equity Ratings	
2022/04/27		Aktienempfehlungen Global	
2022/04/14		Global Equity Ratings	