

## ALSTOM S.A. FUTURE (AOMJ) - EUX/C13

2024/07/19 19:03:18

Price  
**18.045** EUR

Difference  -0.71% (-0.13)

## General attributes

Symbol	AOMJC13
Exchange	Eurex
Currency	EUR
Security type	Future
Underlying	ALSTOM SA
Maturity	12-2026
Contract size	106

## Market data

Bid (Bid size)	- EUR (-)
Ask (Ask size)	- EUR (-)
Open	18.045 EUR
High	18.045 EUR
Low	18.045 EUR
Close (prev. day)	18.1738 EUR
Underlying	ALSTOM SA
Underlying price (date)	18.00 (24/07/26)
Settlement price (date)	18.52 (24/07/26)
Open Interest	0

## Performance and Risk

	6m	1y	3y
Perf (%)	+58.75%	-35.93%	-
Perf (abs.)	+6.68	-10.12	-
Beta	-	-	-
Volatility	41.51	67.99	-

## Futures and Options

Related Futures	-
Related Options	-













Information about previous performance does not guarantee future performance.  
 Source: FactSet

## Price data

Ø price 5 days   Ø volume 5 days (pcs.)	17.928 EUR (0)
Ø price 30 days   Ø volume 30 days (pcs.)	17.230 EUR (0)
Ø price 100 days   Ø volume 100 days (pcs.)	14.817 EUR (0)
Ø price 250 days   Ø volume 250 days (pcs.)	16.252 EUR (0)
YTD High   date	18.174 EUR (2024/07/18)
YTD Low   date	11.367 EUR (2024/01/19)
52 Weeks High   date	29.190 EUR (2023/07/27)
52 Weeks Low   date	11.094 EUR (2023/12/13)

## Recent Research

on underlying	on sector	on market	
Date		Headline	Download
2022/05/04		Global Equity Ratings	
2022/05/04		Aktienempfehlungen Global	
2022/04/27		Global Equity Ratings	
2022/04/27		Aktienempfehlungen Global	
2022/04/14		Global Equity Ratings	

5y