

ALSTOM S.A. FUTURE (AOMJ) - EUX/C13

2024/05/06 18:29:18

Price
16.1768 EURDifference  0.21% (0.03)

General attributes

Symbol	AOMJC13
Exchange	Eurex
Currency	EUR
Security type	Future
Underlying	ALSTOM SA
Maturity	05-2025
Contract size	100

Market data

Bid (Bid size)	- EUR (-)
Ask (Ask size)	- EUR (-)
Open	16.1768 EUR
High	16.1768 EUR
Low	16.1768 EUR
Close (prev. day)	16.1432 EUR
Underlying	ALSTOM SA
Underlying price (date)	15.645 (24/05/07)
Settlement price (date)	16.23 (24/05/07)
Open Interest	0

Performance and Risk

	6m	1y	3y
Perf (%)	+14.55%	-31.73%	-
Perf (abs.)	+2.05	-7.52	-
Beta	-	-	-
Volatility	49.35	62.56	-

Futures and Options

Related Futures	-
Related Options	-












Information about previous performance does not guarantee future performance.
Source: FactSet

Price data

Ø price 5 days Ø volume 5 days (pcs.)	15.9765 EUR (0)
Ø price 30 days Ø volume 30 days (pcs.)	15.1154 EUR (0)
Ø price 100 days Ø volume 100 days (pcs.)	13.0938 EUR (0)
Ø price 250 days Ø volume 250 days (pcs.)	18.6521 EUR (0)
YTD High date	16.2507 EUR (2024/04/22)
YTD Low date	11.3671 EUR (2024/01/19)
52 Weeks High date	29.1900 EUR (2023/07/27)
52 Weeks Low date	11.0944 EUR (2023/12/13)

Recent Research

on underlying	on sector	on market	
Date		Headline	Download
2022/05/04		Global Equity Ratings	
2022/05/04		Aktienempfehlungen Global	
2022/04/27		Global Equity Ratings	
2022/04/27		Aktienempfehlungen Global	
2022/04/14		Global Equity Ratings	