

ALSTOM S.A. FUTURE (AOMJ) - EUX/C13

2024/04/26 18:30:50

Price
15.6313 EURDifference  0.93% (0.14)

General attributes

Symbol	AOMJC13
Exchange	Eurex
Currency	EUR
Security type	Future
Underlying	ALSTOM SA
Maturity	05-2025
Contract size	100

Market data

Bid (Bid size)	- EUR (-)
Ask (Ask size)	- EUR (-)
Open	15.6313 EUR
High	15.6313 EUR
Low	15.6313 EUR
Close (prev. day)	15.4873 EUR
Underlying	ALSTOM SA
Underlying price (date)	15.045 (24/04/26)
Settlement price (date)	15.63 (24/04/26)
Open Interest	0

Performance and Risk

	6m	1y	3y
Perf (%)	+27.90%	-30.92%	-
Perf (abs.)	+3.41	-7.00	-
Beta	-	-	-
Volatility	49.53	62.39	-

Futures and Options

Related Futures	-
Related Options	-












Information about previous performance does not guarantee future performance.
Source: FactSet

Price data

Ø price 5 days Ø volume 5 days (pcs.)	15.7858 EUR (0)
Ø price 30 days Ø volume 30 days (pcs.)	14.6034 EUR (0)
Ø price 100 days Ø volume 100 days (pcs.)	12.8805 EUR (0)
Ø price 250 days Ø volume 250 days (pcs.)	18.8535 EUR (0)
YTD High date	16.2507 EUR (2024/04/22)
YTD Low date	11.3671 EUR (2024/01/19)
52 Weeks High date	29.1900 EUR (2023/07/27)
52 Weeks Low date	11.0944 EUR (2023/12/13)

Recent Research

on underlying	on sector	on market	
Date		Headline	Download
2022/05/04		Global Equity Ratings	
2022/05/04		Aktienempfehlungen Global	
2022/04/27		Global Equity Ratings	
2022/04/27		Aktienempfehlungen Global	
2022/04/14		Global Equity Ratings	